

ESD - SAFE TECHNICAL PRODUCTS











GENERAL CATALOGUE

CARTS | WORKBENCHES

since
1994

● Furniture and technical
instruments for industries and laboratories

INDEX

Our company		4
Why choose Maxder		5
Our services		6
Core features		7
ESD safety		8 - 12
Technical specifications		13 - 22
Traditional / ESD-SAFE Workbenches		23 - 92
Traditional / ESD-SAFE Carts		93 - 102
Standard / ESD-SAFE Metallic cabinets		103 - 112
Chairs / ESD-SAFE chairs		113 - 120
ESD-SAFE products		121 - 156
Protection vs humidity Dry cabinets Thermosealers ESD-SAFE bags		157 - 168
Soldering		169 - 192
Fume extraction		193 - 206
Screwdrivers		207 - 214
Optical inspection		215 - 218
Lenses and lights		219 - 220
Info and contacts		221 - 222

Maxder Group

Since 1994

La nostra azienda



Our company designs, develops and produces professional modular workbenches since 1994, thanks to an important investment of energy and resources during our journey. This allowed us to establish a solid and durable relationship with our clients.


- ◆ The experience we've accumulated over the years made us unique. Our company shines for its flexibility in solving problems and satisfying our clients' needs.

"We supply tech-labs and production lines, we improve and optimise their productivity while adding a touch of sobriety and elegance, but most importantly, functionality"

Perché scegliere Maxder

Durable quality

All of the materials used in the construction of our workbenches come from controlled production chains.



Safe deliveries

We ship our furniture with tailored packaging. The material is protected from impacts and is also insured. We also dispose of dedicated shipping with our delivery vehicles.



Certified products

Our workbenches are CE certified
CE and respect the following
directives:

- 2006/42/CEE
- 2014/35/CEE
- 2014/30/CE
- ESD-SAFE



Assistance

Our support staff is always available to help you, even after we delivered your order.



I servizi dedicati ai nostri clienti

I 3 passi di un progetto:

1° step: Consulting

Many companies have chosen us, becoming their main supplier. Our consultants completed many projects, stockpiling valuable experience over the years.

2° step: 3D project

Our R&D dept. uses the best available software on the market to create renders and offers reserved to our clients.



3°step: Installation

We have at our disposal qualified personnel dedicated to delivery and installation for destinations near Italy. All of our installation are turnkey projects and are documented with a report for the client's peace of mind.



What about shipping?

We ship our products in all of Europe protecting our furniture with tailored packaging. Details like this guarantee the best possible customer experience. We use the best couriers and insure every delivery.

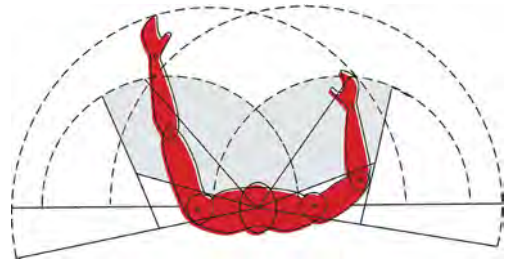
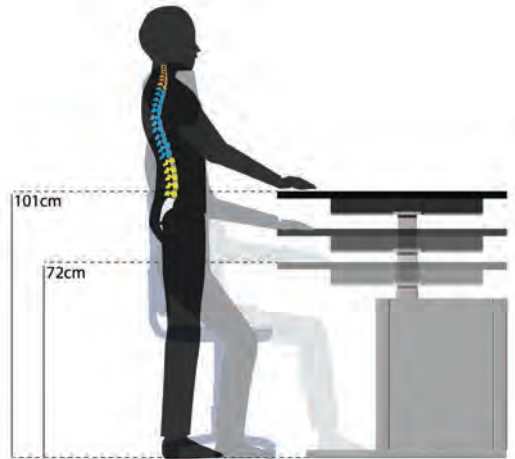


Core features

The two core features that are the “heart” of our furniture’s philosophy are:

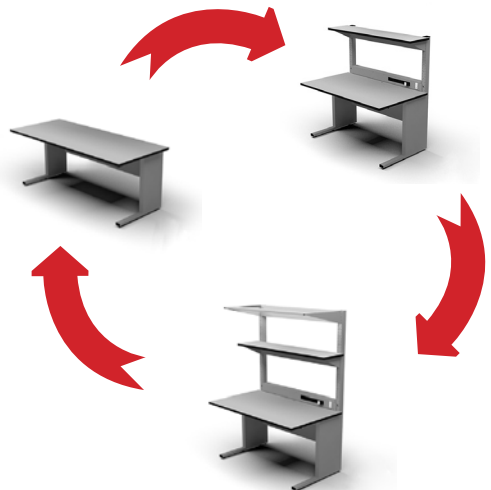
Ergonomy

All of Maxder’s workstations and accessories can be adjusted to suit every user and to work in different positions, reducing muscular stress and allowing a more productive work shift. This flexibility also allows to work on products with a wide variety of sizes. In conclusion being able to adjust the height of the worktop allows to fully take advantage the qualities of an ergonomic workstation.



Modularity

Our workbenches are composed of interchangeable parts. They can also be used on the same line of Maxder’s products. This allows to have incredibly flexible furniture that can be adapted over time to ever-changing company’s needs.



Protezione ESD



Inside the electronic industry there's a constant problem: Electrostatic charges. With components becoming more sophisticated and complex, more meticulous procedures are needed to guarantee a higher degree of quality and correct functionality. Maxder has answered these requests by creating EPAs (ESD Protected Areas) with specific workbenches engineered for all companies in need of the highest possible quality standards during the entire production process, whether will it be assembly,

Look for the ESD symbol:

It means the product
complies to
IEC 61340-5-1
regulation



Each structure is painted with a particular static-dissipative epoxy powders paint that avoids electrostatic charges gathering on the worktop, negating the phenomenon of the electrostatic discharge. The superficial resistivity is $10^3\Omega < R_s < 10^9\Omega$ thanks to this step.



ESD-SAFE Products

What's an ESD ?

ESD (ElectroStatic Discharge) is an electric shock caused by the movement of electrons between charged objects. This type of charge is formed when two different materials are rubbed against each other or separated. In a delicate environment like an electronic lab, these can cause irreparable damage to components.

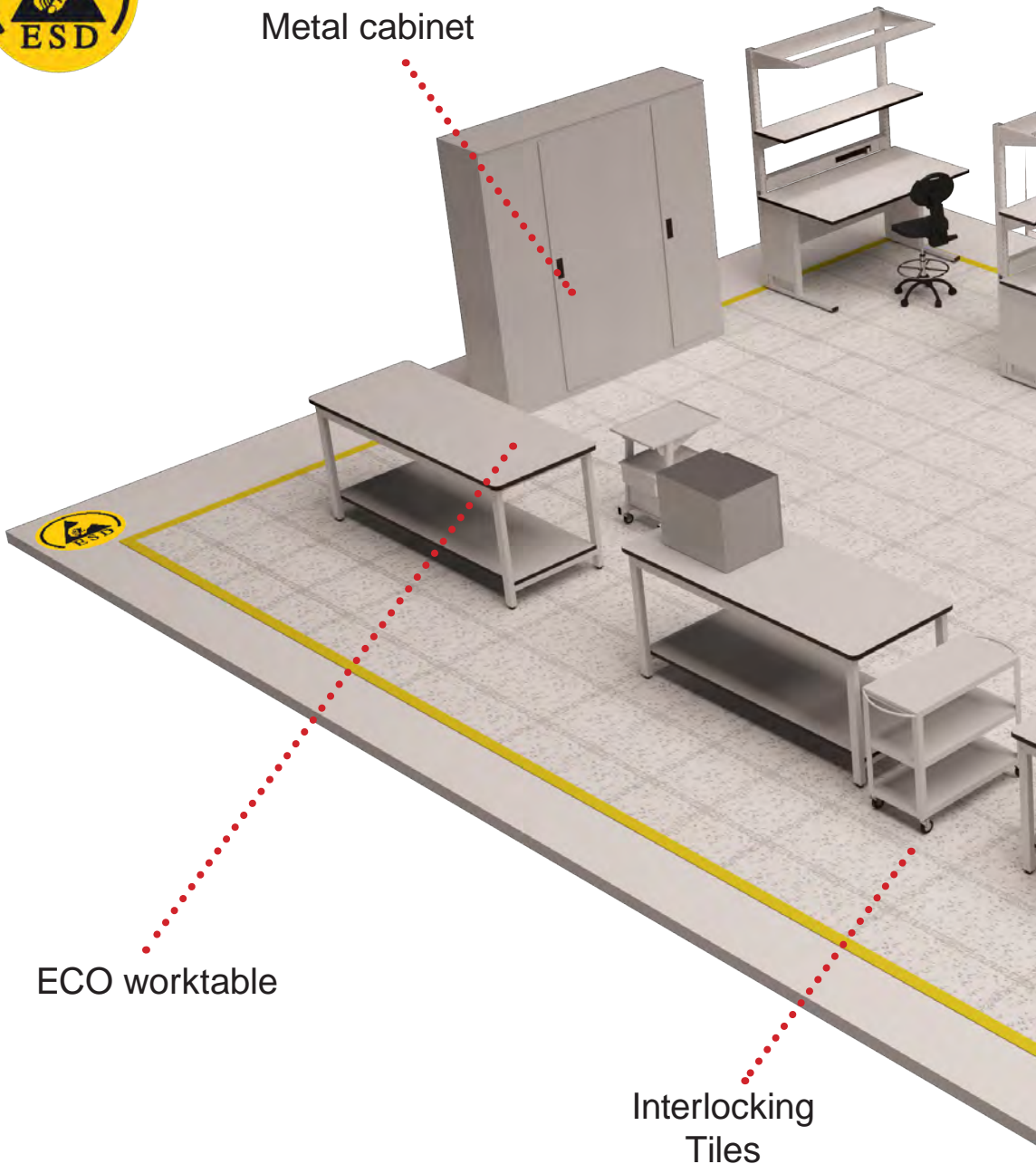


**EPA
is the solution**

The solution to the problem is to set up an EPA (ESD Protected Area), composed of various products that can be found on our catalogue to safely work on delicate components. The protagonist of this area is the workbench that must be protected from ESDs while being ergonomic. Maxder modular workbenches with the ESD-SAFE configuration satisfy all the requirements: a frame painted with dissipative epoxy powders, an anti-scratch static dissipative laminate worktop, a grounding kit with a brass foot. All of this features still ensure the highest possible degree of comfort, turn over the page and see for yourself the wide array of Maxder's furniture!



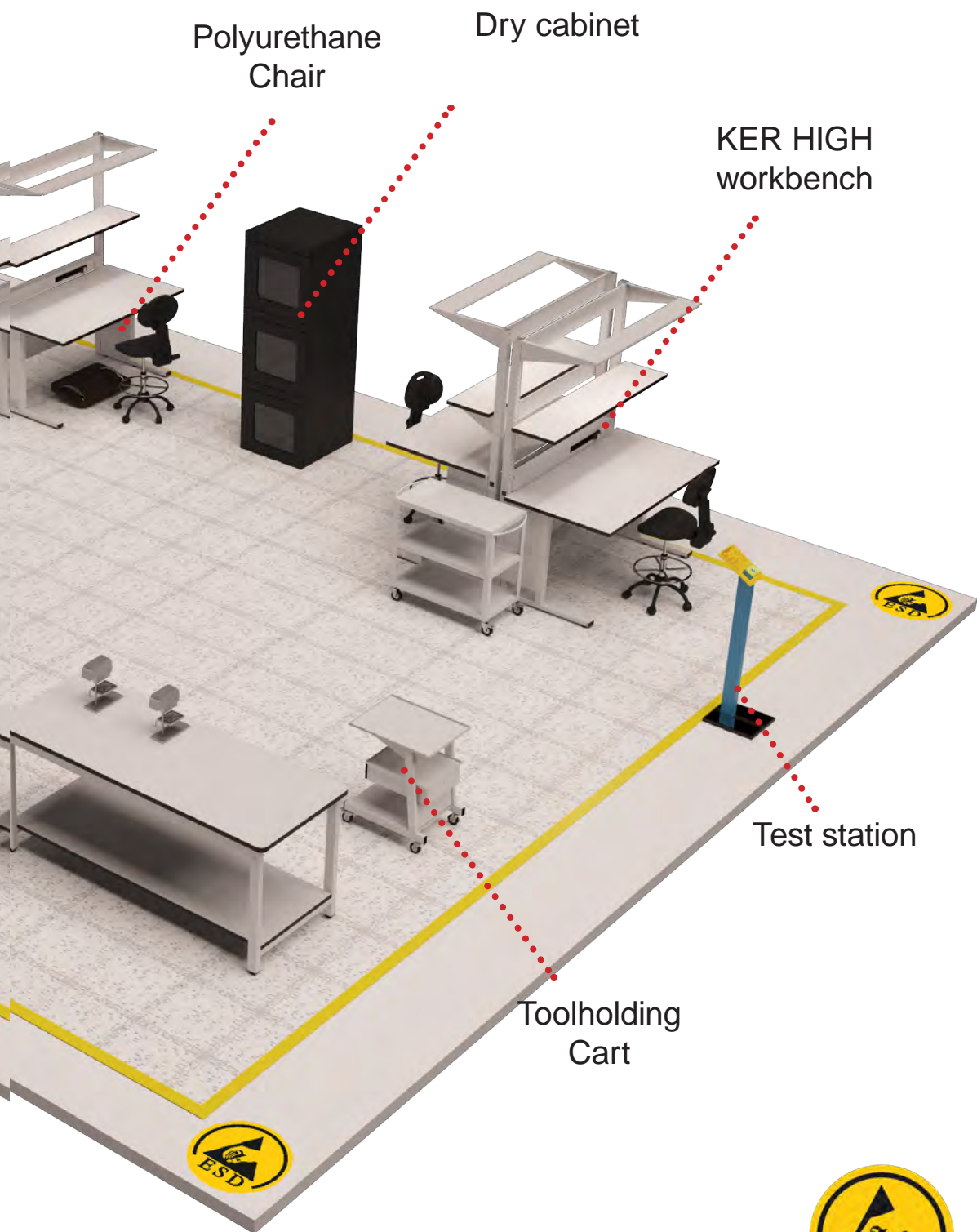
Metal cabinet



ECO worktable

Interlocking
Tiles

EVERYTHING



ESD-SAFE



I prodotti Maxder ESD-SAFE

◆ *Conformi alla normativa
IEC 61340-5-1*

Armadi:

(vedi pg.103)

Armadi metallici verniciati con polveri epossidiche dissipative effetto bucciato.



Banchi da lavoro:

(vedi pg.23)

Tutte le linee di banchi da lavoro Maxder hanno la loro variante ESD-SAFE adatta per le aree EPA.



Carrelli portastrumenti:

(vedi pg.93)

I carrelli ESD-SAFE marchio Maxder sono l'aggiunta perfetta ad un'area EPA per aver più superficie d'appoggio per i propri strumenti di lavoro.



Saldatura & Rework:

(vedi pg.169)

Tutti i prodotti di saldatura sono stati meticolosamente scelti da noi e prodotti da JBC per garantire un alto e duraturo standard di qualità.



Sedie & sgabelli tecnici:

(vedi pg.113)

Le nostre sedie da laboratorio sono all'altezza perfetta per i nostri banchi da lavoro, offrendo comfort, sicurezza e regolabilità in totale sicurezza da ESDs.



Prodotti antistatici:

(vedi pg.121)

Un'ampia scelta di prodotti antistatici per assicurarsi un ambiente di lavoro ESD-SAFE adatto ad ogni esigenza.



Example of technical sheet

KE HIGH 1500 ESD-SAFE

Description and equipment of the product

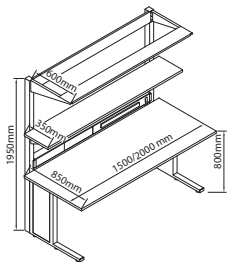
Rendering:



Code	18578G
Colour	grey RAL 7035
Load capacity	200kg with distributed load
Paint	dissipative epoxy powders
Worktop surface	anti-scratch antistatic laminate
Ground clearance	800mm
Worktop measures	1500x850mm
Shelf measures	1500x350mm
Lighting	LED ceiling light, 220-240V, 4200K colour
Superficial resistivity	$10^4\Omega < R_s < 10^9\Omega$
Paint resistivity	$10^3\Omega < R_s < 10^9\Omega$



Disegno tecnico:



Easy to assemble

LED lighting

Power module

Tool holding rail

anti-scratch
ESD-SAFE laminate

Quick attachment
shelf



Complies to
IEC-61340-5-1
Regulation

Made in Italy



Worktops

Pointy or Rounded corners

Maxder workbenches are supplied with either classic corners or rounded ones. We can supply on demand rounded corners worktops. The bordered with the greater radius adds a better protection to the user.



Grey RAL7035

Grey RAL7035
ESD-SAFE


Ivory RAL1013

Available colours

The laminate layer applied on worktops can be supplied in three different variants.

ABS borders

ABS (Acrylonitrile Butadiene Styrene) is a fine anti-bump plastic material, resistant to mechanical and thermal solicitations, thermoplastic, chlorine-free and a positive ecologic balance. It's resistant to acids, alkali, salts, oils and alcohols.




Various types of surfaces

Each series has its own type of material,
here's the main four:

Anti-scratch laminate

The anti-scratch worktop unifies the elegance of grey colouring to innovative technology: thanks to this surface there's no need to worry about bumps, stains and scratches.




Anti-scratch laminate ESD-SAFE

ESD-SAFE laminate worktops are employed in areas susceptible to electrostatic charges, always with the same quality of its standard counterpart.




HPL

HPL worktops are the best choice for all those companies that need sturdy, hydrorepellent and extremely resistant to bumps and abrasions.



Steel

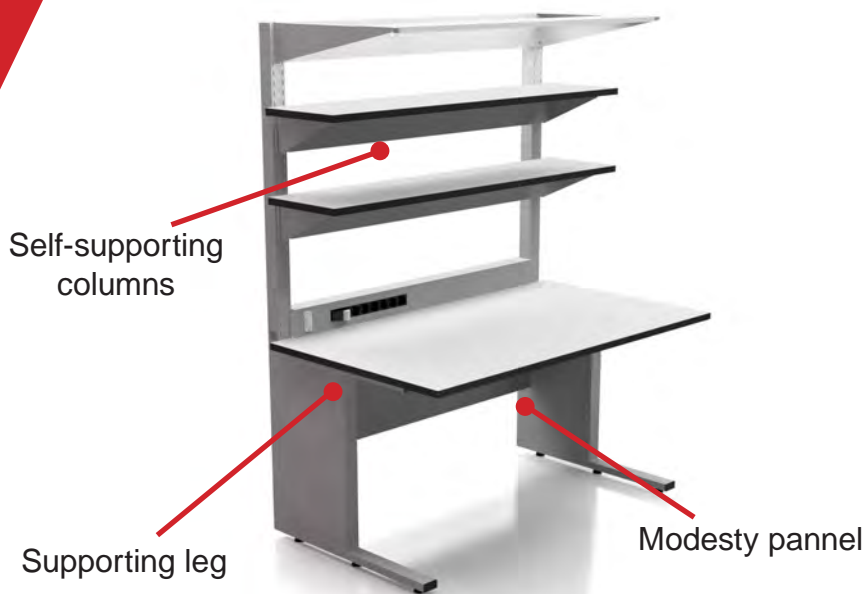
Easy to clean, resistant to chemical agents and extremely robust. The steel worktop is perfect for special heavy-duty industrial tasks.



Structure & Supports

The framework

In the example below, a KE series modular workbench.



To highlight the resistance and stability of our framework, on the left, a picture of our spaces under the worktop that allow a higher load capacity.

Everything is painted with standard colouring Grey RAL7035. On request two other colours can be used: Ivory RAL1013 and Blue navy RAL5010. The design is aesthetically pleasing, lightweight and sturdy.

Rapid-attachment support technology



Supporting columns can have three heights: 132, 160 and 195cm. The gaps allow to modify the height of accessories installed to the frame. Each workstation is totally customisable with a wide array of accessories. This allows to create solutions able to evolve overtime.

Power module

Maxder workbenches are supplied with a modular power module. Each model can vary based on the customer's needs.

for 1500 workbenches


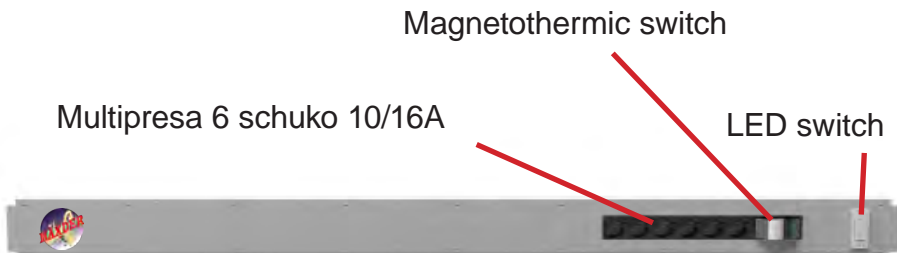


Example of a 12 schuko sockets bar
for 1500 models


for 2000 workbenches



Example of a 6 schuko sockets bar
for 2000 models



Emergency stop
button



Adjustable feet with PE and zinc-chromed iron pin each. They allow adjustments to level the worktop. Each of Maxder's workbenches have a total of 6 adjustable feet and in ESD-SAFE variants one of them is in brass to correctly ground the unit. On request anti-vibration feet can be supplied.



Adjustable & Modular

Setting up a lab or an industrial department while valuing available space isn't the only thing to consider. Being able to add furniture that seamlessly blends in with the work environment is incredibly valuable. Maxder's workbenches on request can be customised with many accessories and feature your company's own colours.



Light & support



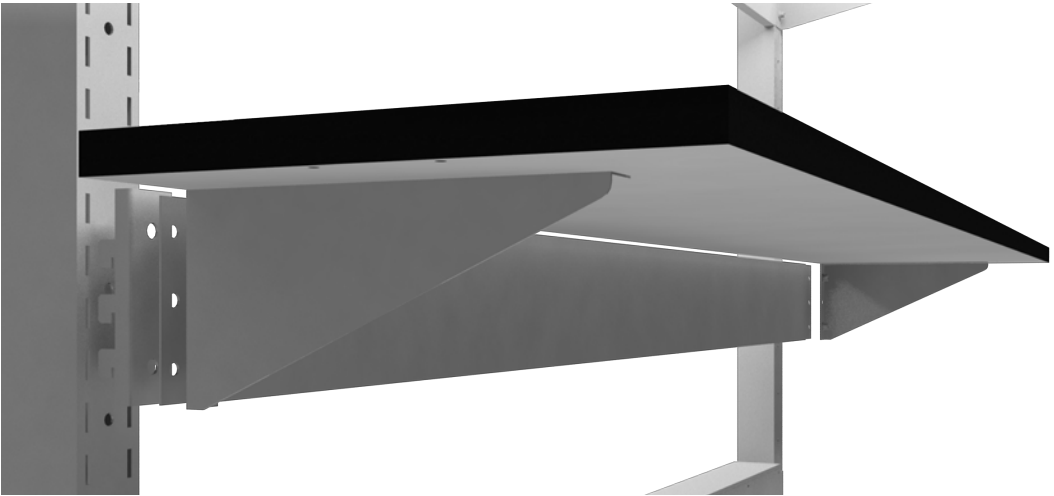
LED lighting

Our workbenches' MEDIUM and HIGH configurations can be equipped with a LED lighting module, composed of a metallic structure and a 36W LED ceiling light. This kit allows to light up the working surface while saving more than 80% power relative to neon. The alluminium body has an opaque plastic cover.

Thanks to the rail on the lighting module it is possible thanks to a plastic cart with alluminium carabiner to hook a suspended tool. The user won't have to lift the tool's weight but the weight balancer will.



Tool-holding shelf



There's not always enough space to have all the necessary tools on the worktop. To this inconvenience we answer with our rapid attachment shelf that can be adjusted to the desired height. The length of the shelf equals the workbench.

(If the workbench is a 1500 model, so will be the shelf).

ESD-SAFE configuration

One of the many options of customisation comes from the ESD-SAFE variant of our workbenches. Don't worry about damaging your products and components with an ESD.



*Grounding node (pg.148)
fitted under the workbench*



*Look for the ESD-SAFE sticker
applied on our products*



Certifications



CE certificate

MAXDER is committed to preventing and safeguarding people's safety and wellbeing in the workplace while ensuring a high quality standard over productive processes. Regarding stability we've referred to UNI 8592 regulation, meanwhile the various finishes of our workbenches' parts refer to EN 91, specifically:

- Borders, angles and corners are protected by ABS;
- Movable and adjustable parts have been studied in order to avoid damage to people and things;
- The structure has been painted while avoiding excessive reflectiveness or vivid colours and by using a lightly peeled finish (EN ISO 2813, ASTM D 523 regs.);
- Electric installation comply to CE EN 60204 prescriptions;
- The space under the worktop is sufficiently free to position your feet under the chair and to facilitate passing from a seated to an upright position.



ESD-SAFE certificate

Maxder's technical workbenches with the ESD-SAFE variant are built with high quality antistatic dissipative materials with little to no wear over time; They do not allow generation of electrostatic charges by triboelectric effect, completely and permanently nullifying ESDs, produced by rubbing or carried by the user. Maxder's ESD-SAFE workbenches comply to IEC61340-5-1, ANSI/ESD S4-1 regulations.



Modular workbenches



KE series

25-27 / 32-34

KB EVO series

41-43 / 48-49

KER series

53-55

PREMIUM series

62-64

Multi-use ECO table series

71-73

Multi-use ECOPLUS table series

75-77

Accessories

78-84

Custom projects

85-86

Rendering projects

87-91





KE series workbenches have a modular structure, painted with epoxy powders that can be assembled in many compositions. Employed materials grant stability and sturdiness, maintaining a great value for your money. Its constructive features allow high flexibility and adaptability to each work environment. These configurations and its curated design in every tiny detail make it a pleasant addition to each workplace.




**ESTREMA
MODULARITÀ**

COLORE
Grigio
RAL7035

**ALTEZZA DI
LAVORO**
800mm

6 millimetrically
adjustable feet

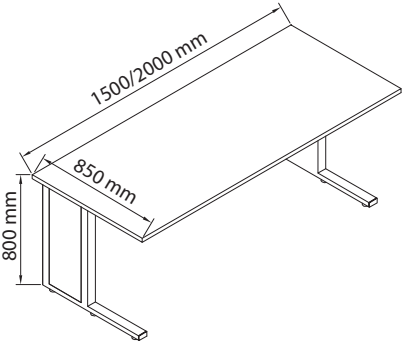
Easy to assemble





KE LOW WORKBENCH

Composition:
Laminate structure with worktop.

Superficial resistivity of ESD-SAFE codes	
R_s Worktop	$10^4\Omega < R_s < 10^9\Omega$
R_s Frame paint	$10^3\Omega < R_s < 10^9\Omega$



Name	KE LOW 1500	KE LOW 2000	KE LOW 1500 ESD	KE LOW 2000 ESD
Code	18568G	18569G	18570G 	18571G 
Worktop size	1500x850mm	2000x850mm	1500x850mm	2000x850mm
Paint	epoxy powders	epoxy powders	ESD-SAFE epoxy powders	ESD-SAFE epoxy powders
Worktop	Antiscratch antistatic laminate	Antiscratch antistatic laminate	ESD-SAFE antiscratch laminate	ESD-SAFE antiscratch laminate
Ground clearance	800mm	800mm	800mm	800mm

6 millimetrically
adjustable feet

Easy to assemble

6 schuko sockets

Tool holding shelf



KE MEDIUM WORKBENCH

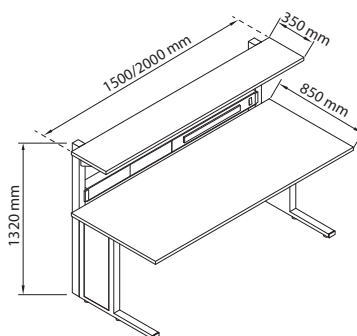
Composition:



Laminate structure with 1320mm high columns, worktop, tool holding shelf and power module.

The power module is composed of 6 schuko sockets with magnetothermic switch.

Superficial resistivity of ESD-SAFE codes

R _s Worktop	$10^4\Omega < R_s < 10^9\Omega$
R _s Frame paint	$10^3\Omega < R_s < 10^9\Omega$



Name	KE MEDIUM 1500	KE MEDIUM 2000	KE MEDIUM 1500 ESD	KE MEDIUM 2000 ESD
Codice	18572G	18573G	18574G 	18575G 
Worktop size	1500x850mm	2000x850mm	1500x850mm	2000x850mm
Shelf size	1500x350mm	2000x350mm	1500x350mm	2000x350mm
Paint	Epoxy powders	Epoxy powders	ESD-SAFE epoxy powders	ESD-SAFE epoxy powders
Worktop	Antiscratch antistatic laminate	Antiscratch antistatic laminate	ESD-SAFE antiscratch laminate	ESD-SAFE antiscratch laminate
Ground clearance	800mm	800mm	800mm	800mm

6 millimetrically adjustable feet

Easy to assemble

6 schuko sockets

Tool holding shelf

LED lighting

Tool holding rail



KE HIGH WORKBENCH

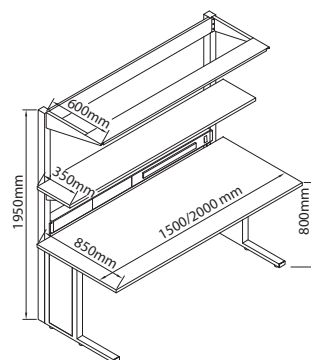
Composition:



Laminate structure with 1950mm high columns, worktop, tool holding shelf, power module and LED lighting module.

The power module is composed of 6 schuko sockets with magnetothermic switch. The lighting kit has 4200K colouring.

Superficial resistivity of ESD-SAFE codes

R_s Worktop	$10^4\Omega < R_s < 10^9\Omega$
R_s Frame paint	$10^3\Omega < R_s < 10^9\Omega$



Name	KE HIGH 1500	KE HIGH 2000	KE HIGH 1500 ESD	KE HIGH 2000 ESD
Code	18576G	18577G	18578G 	18579G 
Worktop size	1500x850mm	2000x850mm	1500x850mm	2000x850mm
Shelf size	1500x350mm	2000x350mm	1500x350mm	2000x350mm
Paint	Epoxy powders	Epoxy powders	ESD-SAFE epoxy powders	ESD-SAFE epoxy powders
Worktop	Antiscratch antistatic laminate	Antiscratch antistatic laminate	ESD-SAFE antiscratch laminate	ESD-SAFE antiscratch laminate
Ground clearance	800mm	800mm	800mm	800mm



Office supplied with **KE MEDIUM** power module and monitor holder arm.




Laboratory department supplied with **KE HIGH ESD-SAFE** with power module, lighting module and drawer support bar.



Quality control laboratory with **KE LOW** and **KE MEDIUM** both **ESD-SAFE**.



KE HIGH ESD-SAFE workbench for electromagnetic compatibility.



Aula di un istituto tecnico superiore arredata con **KE LOW** con moduli elettrici ed angoli arrotondati.



High school classroom with Maxder **KE LOW 2000** with rounded corners. For further info go to page 88-89.



KE MEDIUM ESD-SAFE in a dedicated EPA.



KE MEDIUM workbench with monitor holding arm and bar, ESD-SAFE lens and chest of drawers.

15 millimetrically
adjustable feet

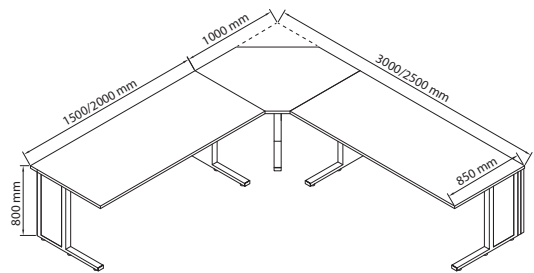
Corner structure





CORNER KE LOW WORKBENCH

Composition:
Corner laminate structure with worktop.

Superficial resistivity of ESD-SAFE codes	
R _s Worktop	10 ⁴ Ω < R _s < 10 ⁹ Ω
R _s Frame paint	10 ³ Ω < R _s < 10 ⁹ Ω




Name	Corner KE LOW 1500	Corner KE LOW 2000	Corner KE LOW 1500 ESD	Corner KE LOW 2000 ESD
Code	18600G	18601G	18602G 	18603G 
Worktop size	1500x850mm + 1000x850mm	2000x850mm + 1000x850mm	1500x850mm + 1000x850mm	2000x850mm + 1000x850mm
Paint	Epoxy powders	Epoxy powders	ESD-SAFE epoxy powders	ESD-SAFE epoxy powders
Worktop	Antiscratch antistatic laminate	Antiscratch antistatic laminate	ESD-SAFE antiscratch laminate	ESD-SAFE antiscratch laminate
Ground clearance	800mm	800mm	800mm	800mm

12 schuko sockets

Tool holding shelf

Corner structure

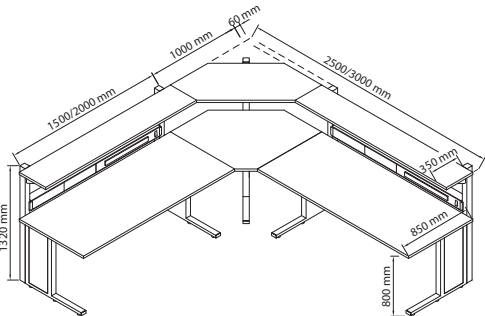


CORNER KE MEDIUM WORKBENCH



Composition:

Corner laminate structure with 1320mm high columns, worktop, tool holding shelves and power modules.


The power modules are composed of 6 schuko sockets with a magnetothermic switch each.



Superficial resistivity of ESD-SAFE codes	
R _s Worktop	10 ⁴ Ω < R _s < 10 ⁹ Ω
R _s Frame paint	10 ³ Ω < R _s < 10 ⁹ Ω

Name	Corner KE MEDIUM 1500	Corner KE MEDIUM 2000	Corner KE MEDIUM 1500 ESD	Corner KE MEDIUM 2000 ESD
Code	18604G	18605G	18606G 	18607G 
Worktop size	1500x850mm + 1000x850mm	2000x850mm + 1000x850mm	1500x850mm + 1000x850mm	2000x850mm + 1000x850mm
Shelf size	1500x350mm + 1000x850mm	2000x350mm + 1000x850mm	1500x350mm + 1000x850mm	2000x350mm + 1000x850mm
Paint	Epoxy powders	Epoxy powders	ESD-SAFE epoxy powders	ESD-SAFE epoxy powders
Worktop	Antiscratch antistatic laminate	Antiscratch antistatic laminate	ESD-SAFE antiscratch laminate	ESD-SAFE antiscratch laminate
Ground clearance	800mm	800mm	800mm	800mm

Struttura angolare






KE CORNER MEDIUM configuration.



MOTORISED CORNER with a **KE HIGH** set up against it.



KE CORNER MEDIUM and **LOW** configuration.



KE CORNER HIGH and **LOW** configuration.



KE CORNER MEDIUM configuration.



CORNER KE HIGH configuration with keyboard and PC holder.





Technical Workbenches

Linea KB EVO



The KB EVO series presents technical workbenches composed of a heavy-duty modular frame painted with epoxy powders and available in two different colours: grey or blue. The series main features are sturdiness and stability, allowing it to handle higher loads. Both 1500 and 2000 models are available and have as standard accessories a lower shelf and a chromed footrest bar. Because of its building characteristics, the KB EVO series has a high degree of flexibility, an innovative design and ergonomomy make it a great working partner that lasts through time.



**HIGH LOAD
CAPACITY**

COLOUR
Grey RAL7035
and Blue
RAL5010

**GROUND
CLEARANCE**
860mm

High load capacity

Footrest bar

Lower shelf



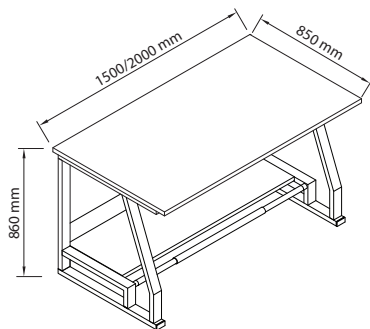
TAVOLO TECNICO KB EVO LOW



Composition:

Laminate structure with worktop, lower shelf and chromed footrest bar.

Superficial resistivity of ESD-SAFE codes

R _s Worktop	$10^4\Omega < R_s < 10^9\Omega$
R _s Frame paint	$10^3\Omega < R_s < 10^9\Omega$



Name	KB EVO LOW 1500	KB EVO LOW 2000	KB EVO LOW 1500 ESD	KB EVO LOW 2000 ESD
Code	18681G	18680G	18679G 	18682G 
Worktop size	1500x850mm	2000x850mm	1500x850mm	2000x850mm
Paint	Epoxy powders	Epoxy powders	ESD-SAFE epoxy powders	ESD-SAFE epoxy powders
Worktop	Antiscratch antistatic laminate	Antiscratch antistatic laminate	ESD-SAFE antiscratch laminate	ESD-SAFE antiscratch laminate
Ground clearance	860mm	860mm	860mm	860mm

High load capacity

Footrest bar

Tool holding shelf

6 schuko sockets

Lower shelf

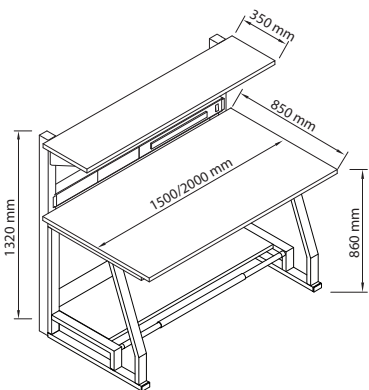


KB EVO MEDIUM WORKBENCH

Composition:



Laminate structure with 1320mm high columns, worktop, toolholding shelf, power module, lower shelf and footrest bar.

The power module is composed of 6 schuko sockets with a magnetothermic switch.



Superficial resistivity of ESD-SAFE codes

R _s Worktop	$10^4\Omega < R_s < 10^9\Omega$
R _s Frame paint	$10^3\Omega < R_s < 10^9\Omega$

Name	KB EVO MEDIUM 1500	KB EVO MEDIUM 2000	KB EVO MEDIUM 1500 ESD	KB EVO MEDIUM 2000 ESD
Code	18683G	18684G	18685G 	18686G 
Worktop size	1500x850mm	2000x850mm	1500x850mm	2000x850mm
Shelf size	1500x350mm	2000x350mm	1500x350mm	2000x350mm
Paint	Epoxy powders	Epoxy powders	ESD-SAFE epoxy powders	ESD-SAFE epoxy powders
Worktop	Antiscratch antistatic laminate	Antiscratch antistatic laminate	ESD-SAFE antiscratch laminate	ESD-SAFE antiscratch laminate
Ground clearance	860mm	860mm	860mm	860mm

High load capacity

Footrest bar

6 schuko sockets

Tool holding shelf

LED lighting

Tool holding rail

Lower shelf



KB EVO HIGH WORKBENCH

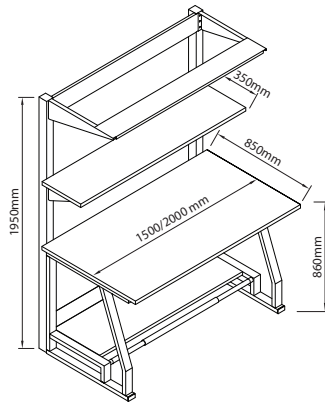
Composition:

Laminate structure with 1950mm high columns, worktop, tool holding shelf, power module, LED lighting module, lower shelf and chromed footrest bar.

The power module is composed of 6 schuko sockets with a magnetothermic switch. The LED lighting kit has 4200K colouring.

Superficial resistivity of ESD-SAFE codes

R _s Worktop	$10^4\Omega < R_s < 10^9\Omega$
R _s Frame paint	$10^3\Omega < R_s < 10^9\Omega$



Name	KB EVO HIGH 1500	KB EVO HIGH 2000	KB EVO HIGH 1500 ESD	KB EVO HIGH 2000 ESD
Code	18687G	18688G	18689G 	18690G 
Worktop size	1500x850mm	2000x850mm	1500x850mm	2000x850mm
Shelf size	1500x350mm	2000x350mm	1500x350mm	2000x350mm
Paint	Epoxy powders	Epoxy powders	ESD-SAFE epoxy powders	ESD-SAFE epoxy powders
Worktop	Antiscratch antistatic laminate	Antiscratch antistatic laminate	ESD-SAFE antiscratch laminate	ESD-SAFE antiscratch laminate
Ground clearance	860mm	860mm	860mm	860mm



KB EVO HIGH workbenches accessoried with chests of drawers and customised power module.



KB EVO MEDIUM 2000 workbenches suited for managing multiple PCs. (fig.1)



Equipped with a double 12 schuko power module and a RJ45 connection module. (fig.2)



Equipped with a monitor holder bar with 5 jointed monitor arms. (fig.3)



KB EVO HIGH 2000 workbenches with chests of drawers and RJ45 sockets. (fig.1)



Positioned against each other in order to form 2 isles of 6 workstations each. (fig.2)



KB EVO HIGH workbenches with power module. (fig.3)



Banco da lavoro **KB EVO HIGH** with drawer, power module and LED module.

15 millimetrically
adjustable feet

Corner structure



Composition:

Corner laminate structure with worktop.

Name	Corner KB EVO LOW 1500
Code	19493
Worktop size	1500x850mm + 1000x850mm
Paint	Epoxy powders
Worktop	Antiscratch antistatic laminate
Ground clearance	800mm

Composition's total size:

- 2500 x 2500 x 860 mm

Available in ESD-SAFE version with total grey
RAL7035 colouring.



12 schuko sockets

Tool holding shelves

Corner structure



Composition:

Corner laminate structure with 1320mm high columns,
worktop, tool holding shelves, power modules.

Name	Corner KB EVO MEDIUM 1500
Code	22020
Worktop size	1500x850mm +1000x850mm
Shelf size	1500x350mm +1000x850mm
Paint	Epoxy powders
Worktop	Antiscratch antistatic laminate
Ground clearance	800mm

Composition's total size:

- 2560 x 2560 x 1320 mm

Available in ESD-SAFE version with total grey
RAL7035 colouring.



12 schuko sockets

Tool holding shelves

LED lighting modules

Corner structure

Composition:

Corner structure with 1950mm high columns, worktop, tool holding shelves, power modules and LED lighting kits.



Composition's total size:

- 2560 x 2560 x 1950 mm

Available in ESD-SAFE version with total grey RAL7035 colouring.

Name	Corner KB EVO HIGH 1500
Code	20263
Worktop size	1500x850mm + 1000x850mm
Shelf size	1500x350mm + 1000x850mm
Paint	Epoxy powders
Worktop	Antiscratch antistatic laminate
Ground clearance	800mm



6 schuko sockets

Tool holding shelf

LED lighting module

Corner structure

Composition:

Corner structure with 1950mm high columns, worktop, tool holding shelf, power module and LED lighting kit.



Composition's total size:

- 2560 x 2500 x 1950 mm

Available in ESD-SAFE version with total grey RAL7035 colouring.

Name	Corner KB EVO HIGH/LOW 1500
Code	20266
Worktop size	1500x850mm + 1000x850mm
Shelf size	1500x350mm + 1000x850mm
Paint	Epoxy powders
Worktop	Antiscratch antistatic laminate
Ground clearance	800mm







Technical Workbench

KER series

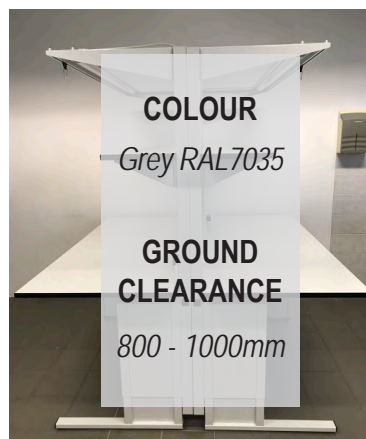
Manually adjustable



The KER series allows to adjust the worktop's height manually on 4 levels. We've created this series to give more comfort to the user while working either seated or upright. Adjustments can be made by simply moving 4 pins. Always available in 2 versions, 1500 and 2000, it has many accessories that enable it to be used in either production or more advanced R&D departments. You'll be able to customise it with power modules, drawers and lighting and perhaps add a tool holding cart for assembly tasks. It can also be used as a great test workstation by integrating a footrest, monitor holding bar and PC Tower holder.



By moving four pins **it's possible to adjust the workbench's height**, raising or lowering it.



Manually adjustable
worktop

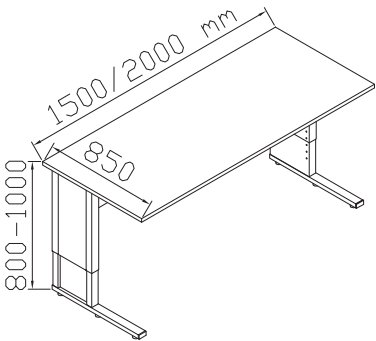
Easy to assemble





KER LOW WORKBENCH

Composition:
Laminate structure with worktop.

Superficial resistivity of ESD-SAFE codes	
R _s Worktop	10 ⁴ Ω < R _s < 10 ⁹ Ω
R _s Frame paint	10 ³ Ω < R _s < 10 ⁹ Ω



Name	KER LOW 1500	KER LOW 2000	KER LOW 1500 ESD	KER LOW 2000 ESD
Code	18648G	18649G	18650G 	18651G 
Ground clearance	800 - 1000mm	800 - 1000mm	800 - 1000mm	800 - 1000mm
Worktop size	1500x850mm	2000x850mm	1500x850mm	2000x850mm
Paint	Epoxy powders	Epoxy powders	ESD-SAFE epoxy powders	ESD-SAFE epoxy powders
Worktop	Antiscratch antistatic laminate	Antiscratch antistatic laminate	ESD-SAFE antiscratch laminate	ESD-SAFE antiscratch laminate

Manually adjustable
worktop

Easy to assemble

Tool holding shelf

6 schuko sockets



KER MEDIUM WORKBENCH

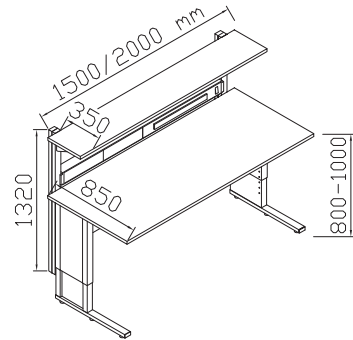
Composition:



Laminate structure with 1320mm high columns, worktop, tool holding shelf and power module.

The power module is composed of 6 schuko sockets with a magnetothermic switch.

Superficial resistivity of ESD-SAFE codes

R _s Worktop	$10^4\Omega < R_s < 10^9\Omega$
R _s Frame paint	$10^3\Omega < R_s < 10^9\Omega$



Name	KER MEDIUM 1500	KER MEDIUM 2000	KER MEDIUM 1500 ESD	KER MEDIUM 2000 ESD
Code	18652G	18653G	18654G 	18655G 
Ground clearance	800 - 1000mm	800 - 1000mm	800 - 1000mm	800 - 1000mm
Worktop size	1500x850mm	2000x850mm	1500x850mm	2000x850mm
Shelf size	1500x350mm	2000x350mm	1500x350mm	2000x350mm
Paint	Epoxy powders	Epoxy powders	ESD-SAFE epoxy powders	ESD-SAFE epoxy powders
Worktop	Antiscratch antistatic laminate	Antiscratch antistatic laminate	ESD-SAFE antiscratch laminate	ESD-SAFE antiscratch laminate

- Manually adjustable
worktop
- Easy to assemble
- Tool holding shelf
- 6 schuko sockets
- LED lighting



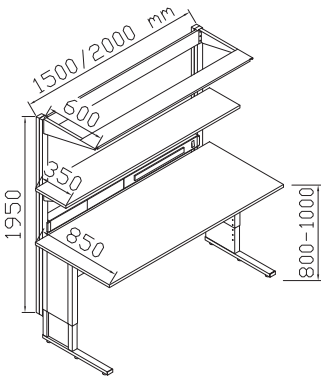
KER HIGH WORKBENCH



Composition:

Laminate structure with 1950mm high columns, worktop, tool holding shelf, power module and LED lighting kit.

The power module is composed of 6 schuko sockets with magnetothermic switch. The lighting kit has 4200K colouring.

Superficial resistivity of ESD-SAFE codes	
R _s Worktop	10 ⁴ Ω < R _s < 10 ⁹ Ω
R _s Frame paint	10 ³ Ω < R _s < 10 ⁹ Ω



Name	KER HIGH 1500	KER HIGH 2000	KER HIGH 1500 ESD	KER HIGH 2000 ESD
Code	18656G	18657G	18658G 	18659G 
Ground clearance	800 - 1000mm	800 - 1000mm	800 - 1000mm	800 - 1000mm
Worktop size	1500x850mm	2000x850mm	1500x850mm	2000x850mm
Shelf size	1500x350mm	2000x350mm	1500x350mm	2000x350mm
Paint	Epoxy powders	Epoxy powders	ESD-SAFE epoxy powders	ESD-SAFE epoxy powders
Worktop	Antiscratch antistatic laminate	Antiscratch antistatic laminate	ESD-SAFE antiscratch laminate	ESD-SAFE antiscratch laminate



Department with **KER HIGH** manually adjustable workbenches and **ECO** line worktables.



Production department with **KER HIGH** workbenches, manually adjustable height. (fig.1)



Equipped with a drawer and key locking mechanism. (fig.2)



Customised with some elements painted in blue. (fig.3)





Technical Workbench

PREMIUM series

Electrically adjustable



Maxder's electrically adjustable workbenches help users work at different heights, reducing muscular stress and allowing a more productive workshift. The MOTO series is flexible to different company's needs: When there's a wide range of products' size or different people use the same workbench, this is the perfect solution. Not only that but they're also the key to comfort: we pass a great deal of hours seated; this leads to an overload on the lower part of the spine, difficult blood flow and a reduced metabolism. Being able to change posture and stand up not only reduces time past while seated but also negates a good part of the negative effects. Adjusting the height is also the easiest part thanks to a small control panel with two buttons under the worktop.



LOAD

*200kg with
distributed load*

COLOUR

GrEY RAL7035

GROUND CLEARANCE

720 - 1010mm

Telescopic columns



The 3 stages telescopic columns are the heart of the motorised structure, seamlessly integrated inside the frame. The movement is fluid and silent. The compact design of guides and actuator are perfectly integrated.

- Reinforced columns and motor bay optimised for more stability.
- Mounted connector for simple connection with control unit and motor cable separated.
- Power: max. 1200 N per column.
- Speed: max. 38 mm/s.
- safety length: 295 mm preset.

Sistema anticollisione (optional)



The anti-collision system reduces the chance of damaging the worktop or objects around it while adjusting its height. This little device is based on the same principle of a gyroscope, noticing even the smallest incline of the worktop both while being raised or lowered. In case of an obstacle impeding the correct movement of the unit the system stops and moves the opposite direction.



Electrically adjustable
worktop

Silent movement

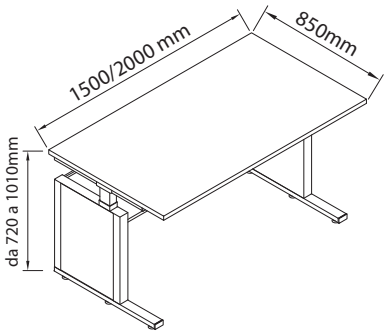
Stable and robust





MOTO LOW WORKBENCH

Composition:
Laminate structure with worktop.

Superficial resistivity of ESD-SAFE codes	
R _s Workbench	10 ⁴ Ω < R _s < 10 ⁹ Ω
R _s Frame paint	10 ³ Ω < R _s < 10 ⁹ Ω



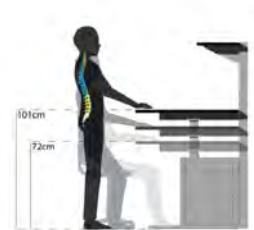
Name	KE MOTO LOW 1500	KE MOTO LOW 2000	KE MOTO LOW 1500 ESD	KE MOTO LOW 2000 ESD
Code	18756	18757	18758 	18759 
Ground clearance	720 - 1010mm	720 - 1010mm	720 - 1010mm	720 - 1010mm
Worktop size	1500x850mm	2000x850mm	1500x850mm	2000x850mm
Paint	Epoxy powders	Epoxy powders	ESD-SAFE epoxy powders	ESD-SAFE epoxy powders
Worktop	Antiscratch antistatic laminate	Antiscratch antistatic laminate	ESD-SAFE antiscratch laminate	ESD-SAFE antiscratch laminate

Electrically adjustable
worktop

Silent movement

Stable and robust

6 schuko sockets

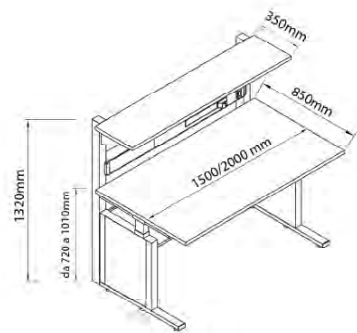


MOTO MEDIUM WORKBENCH



Composition:

Laminate structure with 1600mm high columns, worktop, tool holding shelf and power module.

The power module is composed of 6 schuko sockets with a magnetothermic switch.



Superficial resistivity of ESD-SAFE codes	
R _s Workbench	10 ⁴ Ω < R _s < 10 ⁹ Ω
R _s Frame paint	10 ³ Ω < R _s < 10 ⁹ Ω

Name	KE MOTO medium 1500	KE MOTO medium 2000	KE MOTO medium 1500 ESD	KE MOTO medium 2000 ESD
Code	20482	20532	20533 	20534 
Ground clearance	720 - 1010mm	720 - 1010mm	720 - 1010mm	720 - 1010mm
Worktop size	1500x850mm	2000x850mm	1500x850mm	2000x850mm
Shelf size	1500x350mm	2000x350mm	1500x350mm	2000x350mm
Paint	Epoxy powders	Epoxy powders	ESD-SAFE epoxy powders	ESD-SAFE epoxy powders
Worktop	Antiscratch antistatic laminate	Antiscratch antistatic laminate	ESD-SAFE antiscratch laminate	ESD-SAFE antiscratch laminate

Electrically adjustable
worktop

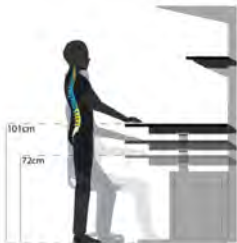
Silent movement

Stable and robust

6 schuko sockets

LED lighting

Tool holding shelf



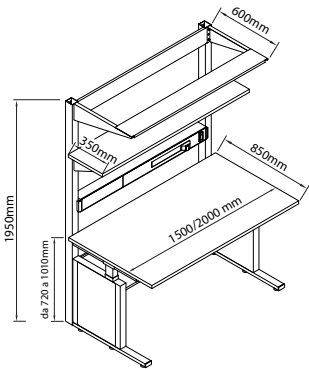
MOTO HIGH WORKBENCH



Composition:

Laminate structure with 1950mm high columns, worktop, tool holding shelf, power module and LED lighting kit.

The power module is composed of 6 schuko sockets with a magnetothermic switch. The LED lighting kit has 4200K colouring.

Superficial resistivity of ESD-SAFE codes	
R _s Worktop	10 ⁴ Ω < R _s < 10 ⁹ Ω
R _s Frame paint	10 ³ Ω < R _s < 10 ⁹ Ω



Name	KE MOTO high 1500	KE MOTO high 2000	KE MOTO high 1500 ESD	KE MOTO high 2000 ESD
Code	18760	18761	18762 	18763 
Ground clearance	720 - 1010mm	720 - 1010mm	720 - 1010mm	720 - 1010mm
Worktop size	1500x850mm	2000x850mm	1500x850mm	2000x850mm
Shelf size	1500x350mm	2000x350mm	1500x350mm	2000x350mm
Paint	Epoxy powders	Epoxy powders	ESD-SAFE epoxy powders	ESD-SAFE epoxy powders
Worktop	Antiscratch antistatic laminate	Antiscratch antistatic laminate	ESD-SAFE antiscratch laminate	ESD-SAFE antiscratch laminate



Composition of two pairs of **KE MOTO 2000 HIGH** series workbenches put as corners.



It's possible to millimetrically adjust the entire configuration thanks to the button control panel mounted under the worktop.



Lab with **KE MOTO 1500 HIGH** workbench (fig.1)



Lab with **KE MOTO 1500 HIGH** and metallic cabinet with hinged doors. (fig.2)



Electronic production department with **KE MOTO 1500 HIGH** workbenches (fig.1)



Equipped with a power bar and RJ45, bracket for extraction arm and monitor holder arm (fig.2)





Technical Workbench

ECO series




The ECO series workbenches are practical and robust. They have a metallic laminate frame with a coat of grey RAL7035 coloured epoxy powders. The supporting structure is made of steel tubes with a rectangular section of 40x40mm. The worktops are 27mm thick with ABS black borders and are 1800x800mm with rounder corners.






Worktop with rounded corners

Name	ECO	ECO ESD-SAFE
Code	18803	19565 
Worktop size	1800x800mm	1800x800mm
Ground clearance	810mm	810mm
R_s Worktop	$R_s > 10^{10}\Omega$	$10^4\Omega < R_s < 10^9\Omega$
R_s Frame paint	$R_s > 10^{10}\Omega$	$10^3\Omega < R_s < 10^9\Omega$



Four wheels with brakes, Ø100mm


Name	ECO with wheels	ECO ESD-SAFE with wheels
Code	19958	20072 
Worktop size	1800x800mm	1800x800mm
Ground clearance	900mm	900mm
R_s Worktop	$R_s > 10^{10}\Omega$	$10^4\Omega < R_s < 10^9\Omega$
R_s Frame paint	$R_s > 10^{10}\Omega$	$10^3\Omega < R_s < 10^9\Omega$
Wheels	4 x ø100mm with brakes and wheels	4 x ø100mm with brakes and conductive wheels



Worktop with rounded corners





Four wheels with brakes $\varnothing 100\text{mm}$

Name	ECO ESD-SAFE with shelf and wheels	ECO with shelf and wheels
Code	20117 	20548
Worktop size	1800x800mm	1800x800mm
Ground clearance	900mm	900mm
Wheels	4 x $\varnothing 100\text{mm}$ with brakes and conductive wheels	4 x $\varnothing 100\text{mm}$ wheels with brakes
Shelf	1740x656mm with dissipative laminate surface	1740x656mm
R_s Worktop	$10^4\Omega < R_s < 10^9\Omega$	
R_s Frame paint	$10^3\Omega < R_s < 10^9\Omega$	



12 schuko sockets

ECO ELETTRO are accessorised under the worktop with a **12 schuko multisoocket bar** with a **magnetothermic switch** useful to power all your tools.

Name	ECO ELETTRO	ECO ESD-SAFE ELETTRO	ECO ELETTRO with wheels	ECO ESD-SAFE ELETTRO with wheels
Code	18804	19566 	20076	20077 
Worktop size	1800x800mm	1800x800mm	1800x800mm	1800x800mm
Ground clearance	810mm	810mm	900mm	900mm
Wheels	NO	NO	4 x $\varnothing 100\text{mm}$ with brakes	4 x $\varnothing 100\text{mm}$ with brakes

Usable as workbench

Easy to move



**On request also
ESD-SAFE version**

Name	ECO with wheels shelf and footrest bar
Code	20831
Worktop size	1330x800mm
Ground clearance	875mm
Wheels	4 x ø100mm with brakes and synthetic rubber band

Usable on both sides

Easy to move



**On request also
ESD-SAFE version**

Name	ECO with wheels, lower shelf and footrest bar
Code	20887
Worktop size	1330x800mm
Ground clearance	875mm
Wheels	4 x ø100mm with brakes and synthetic rubber band

ECO series accessories

Customise your ECO workbench with dedicated accessories. Thanks to its modular structure the ECO series can be the perfect fit, suited for every need.



METALLIC DRAWERS

They can be mounted on both sides of the table thanks to specific inserts. These metallic drawers solve the need of extra space. Thanks to their locking mechanism with duplicate keys you can safely store documents and tools.



LOWER SHELF

Being able to work on a surface free of documents, boxes and tools is the best option to avoid delays and distractions.

The lower shelf, mounted under the worktop helps the user to stock everything needed within reach whilst having all the space.



WHEELS WITH BRAKES

Having 4 pivoting wheels with synthetic rubber that also leaves no trace on its ESD-SAFE counterpart makes the ECO series even more flexible. The wheels are supplied with brakes specifically to block the table after choosing the ideal position.



12 SCHUKO SOCKET POWER BAR


With this power bar that can be applied under the worktop you'll be able to power all your tools without having a chaos of cables around your workstation.

ECO PLUS series

The ECO PLUS series is sturdier and has a load capacity higher than 200kg versus its standard counterpart. The supporting structure's section is 60x40mm and the Worktop is 2000x800mm with rounded corners. The frame is painted with a coat of grey RAL7035 epoxy powders.




Great stability

Name	ECO PLUS	ECO PLUS ESD-SAFE
Code	19479	19478 
Worktop size	2000x800mm	2000x800mm
Ground clearance	900mm	900mm
R _s Worktop	R _s >10 ¹⁰ Ω	10 ⁴ Ω < R _s < 10 ⁹ Ω
R _s Frame paint	R _s >10 ¹⁰ Ω	10 ³ Ω < R _s < 10 ⁹ Ω




Great stability


1940x660mm
lower shelf

Name	ECO PLUS with shelf	ECO PLUS ESD-SAFEwith shelf
Code	19480	19481 
Worktop size	2000x800mm	2000x800mm
Ground clearance	900mm	900mm
R _s Worktop	R _s >10 ¹⁰ Ω	10 ⁴ Ω < R _s < 10 ⁹ Ω
R _s Frame paint	R _s >10 ¹⁰ Ω	10 ³ Ω < R _s < 10 ⁹ Ω



Even **ECO PLUS** series workbenches can be customised with a 12 schuko sockets power bar with a magnetothermal switch.

Name	ECO PLUS ELETTRO	ECO PLUS ESD-SAFE ELETTRO
Code	19561	19562 
Worktop size	2000x800mm	2000x800mm
Ground clearance	900mm	900mm
Power module	12 schuko sockets	12 schuko sockets

Name	ECO PLUS ELETTRO with shelf	ECO PLUS ESD-SAFE ELETTRO with shelf
Code	19563	19571 
Worktop size	2000x800mm	2000x800mm
Shelf size	1940x660mm	1940x660mm
Ground clearance	900mm	900mm
Power module	12 schuko sockets	12 schuko sockets





The ideal technical modular workbench for packaging ECO PLUS ESD-SAFE allows its user to package components, PCBs and products that are sensitive to ESDs.

It's the perfect tool to boost productivity while lowering risk of damaging the product: The model is an ECO PLUS ESD-SAFE variation with a gap in its surface, complete with a cutter to allow a 2 in 1 workstation. 1950mm columns are added to complete the workbench, typical of HIGH models, with all the base accessories that follow. Overall you get a highly durable, stable and sturdy piece of furniture that also allows for safe and efficient packaging.

Name	ECO PLUS HIGH ESD-SAFE PORTA PLURIBALL
Code	21451 
Worktop size	2000x800x1950mm
Shelf size	2000x350mm
Ground clearance	1000mm
Accessories	Pluriball holding bar; LED ceiling light; 6 schuko sockets
Maximum pluriball roll size	L 1650 x ø 850mm

Equipment and Add-ons



MODULAR STRUCTURE


Maxder workbenches are based upon modular structures painted with epoxy powders, with stability and sturdiness at its core features. The columns have rapid attachment slots (35mm gap) for quickly mounting and adjusting accessories.


Mounts	MEDIUM 1320 mm	SPECIAL 1600mm	HIGH 1950 mm
Laminate's thickness	2 mm		
Colour	Grey RAL7035		



WORKTOP

The worktop, made with wood particulate, 27mm thick, has a surface of antiscratch antistatic laminate (available also in the ESD-SAFE version)

Code	13969	16326
Length	1500mm	1500mm
Colour	Grey RAL7035	Grey RAL7035
ESD-SAFE	NO	YES 

Codice	10970	15553
Length	2000mm	2000mm
Colour	Grey RAL7035	Grey RAL7035
ESD-SAFE	NO	YES 

WORKTOP WITH ROUNDED CORNERS

On request we can supply worktops with rounded corners. This technical spec will make our workbenches in your labs even safer.



Thickness	27mm
Borders	Black ABS
Surface	Antiscratch laminate




HEIGHT ADJUSTABLE SHELF

Made with wood particulate panels, the shelves have a surface of antiscratch antistatic laminate or in its ESD-SAFE version, static dissipative laminate.

Code	18705G	18709G
Length	1500mm	2000mm
Colour	Grey RAL7035	Grey RAL7035
ESD	NO	NO

Code	18713	18714
Length	1500mm	2000mm
Colour	Grey RAL7035	Grey RAL7035
ESD-SAFE	YES 	YES 



SPACER WITH POWER MODULE

The most economic option to have a power module on your workbenches. You'll be able to easily power your tools thanks to the power bar position inside the shelf spacer.

Code	20564	20565
Model	1500	2000



POWER MODULE WITH SCHUKOs

Adjustable on the columns, this multisocket power module is composed of either 6 or 12 16A 230V-MAX 3500W with a magnetothermic switch. On models with lighting modules a switch can be added in order to turn ON/OFF the LED ceiling light.

Code	17390	16913	18772	17898
N°schuko	6	6	12	12
Model	1500	2000	1500	2000





LIGHTING

The lighting kit is supported by a metallic structure, layed on two arms hooked to the columns. a LED high efficiency ceiling light will help its user thanks to its high brightness and low energy cost. The light switch is positioned on the power module. Tool holding rail included.

Code	18410	18678
Length	1500mm	2000mm
Type	LED	LED
Colour	Grey RAL7035	Grey RAL7035



LIGHTING POSITIONED UNDER THE TOOL HOLDING SHELF

For MEDIUM workbenches it's possible to install a LED ceiling light under the tool holding shelf. The button will be put on the power module.

Code	19717	20719	18387
Power	24w	18w	18w
Frequency	50-60Hz	50-60Hz	50-60Hz
Technology	LED	LED	LED
For models	1000/1200	1500	2000
Light's temperature	4200k	4200k	4200k



DRAWER

Maxder's modular workbenches are equipped with specific inserts where drawers can be fitted, even after purchase. The drawers can be mounted on either side and have a locking mechanism with duplicate keys.

Code	11473
Height	150mm
Depth	550mm
Length	380mm
Colour	Grey RAL7035


CHEST OF DRAWERS

Robust steel chest of 3 drawers on wheels. Monoblock structure, very sturdy, made with first choice materials with 8/10 thickness and 15/10 reinforcements that allow longevity.

- Measures: 410x580x590mm
- Faceplate's height: 160mm



Chest of 3 drawers:

Code	8770	3046	19825
Colour	Grey RAL7035	Ivory RAL1013	Grey RAL7035
Wheels	Hard plastic	Hard plastic	Conductive plastic
ESD-SAFE	NO	NO	YES 

Chest of 2 drawers:

Code	19979	19978
Colour	Grey RAL7035	Ivory RAL1013
Wheels	hard plastic	hard plastic

FOOTREST BAR

The bar is integrated inside the structure and is made of a chromed steel bar with Ø30mm and an antislip plastic sleeve to enhance grip.

Code	18166	18221
Length	1297mm	1718mm
For model	1500	2000
Features	Chromed steel structure and antislip plastic	



METALLIC FOOTREST

This footrest has a solid, sturdy and antislip surface, adjustable both in height and incline. It helps to maintain a correct posture while being comfortable. Composed of a metallic frame and an antislip ABS surface. The entire product is resistant to bumps.

Codi	6991
Usable surface	450x350mm
Features	Adjustable in height and angle





LIGHT FOOTREST

This footrest has an antislip surface and can be adjusted in height and angle. It helps to maintain a correct posture while being comfortable. Built with ABS material and metal; It's resistant to bumps.

Code	16773
Usable surface	430x280mm
Features	Adjustable in height and angle



MONITOR HOLDING BAR

Made out of steel, monitor arms can be positioned either directly on the columns or on this specific bar (monitor holding arms sold separately)

Code	17193	18125
Length	1330mm for 1500 models	1820mm for 2000 models
Colour	Grey RAL7035	Grey RAL7035



MONITOR HOLDING ARM

The monitor holding arm has a black metal structure that can support up to 15Kg. With 3 joints, the first segment allows a rotation of 180° and 360° with the second. It's also possible to angle the monitor $\pm 15^\circ$.

Code	16737
Compatible with monitor	from 13" to 30"
Length range	8,1cm - 39cm
Support for monitor holding arm sold separately (cod. 17014)	

PC TOWER SUPPORT

Metallic structure, adjustable both in height and width. Positioned under the worktop it will allow to work in a comfortable and orderly workspace. It can be rotated 360° and manages to house PCs weighing up to 10kg.

Code	20352
Height	Adjustable from 300mm to 533mm
Width	Adjustable from 88mm to 203mm
Load	Maximum 10kg
Rotation	360°

KEYBOARD HOLDER

The universal support for keyboard, and mouse ideal to complete your office workstation. Adjustable to different heights to obtain maximum ergonomy. It's can be easily mounted and has a robust metallic frame.

Code	21749
Material	Black metal
Maximum keyboard size	670x255mm

COLUMN KEYBOARD HOLDER

A valid alternative when there's a need to mount a keyboard on the columns, allowing its user to easily work on the PC while standing up without obstructions. Thanks to rapid attachment technology it can be freely moved on the entire height of the columns.

Code	21452
Material	Metal
Mobility	Arm with 3 joints

TOOL HOLDING BAR

With this support you'll have at your disposal all your tools just right before your eyes and without occupying any space on your worktop

Code	5909	5118
Length	98cm	131cm
Colour	Red	Red





SUPPORT ARM WITH MULTIFUNCTION TRAY

Jointed support with tray, usable as tablet holder or screens. Composed of a tray, bracket and jointed arm. The arm that connects the tray to the bracket has 3 joints.

Code	19617
Colour	Grey RAL7035



CONTAINER HOLDING BAR

The container holding bar, made out of steel, is positioned interlocked on the entire height of the columns. On these bars you can hook all your open containers equipped with rapid attachment technology.

Code	15800	16658
Width	1320mm for 1500 models	1740mm for 2000 models
Colour	Grey RAL7035	Grey RAL7035

Per scegliere tra le varie dimensioni di contenitori ed il banco apposito vai a pagina 139



PERFORATED PANEL

The perforated panel, with 470mm height, is applied between the columns. The holes for fixing tool holding hooks have a diameter of 7mm and an inter axis of 25mm.

Code	16122	17002
Length	1330mm for 1500 models	1700mm for 2000 models
Colour	Grey RAL7035	Grey RAL7035

Custom solutions

Our objective is to satisfy all clients, even the most demanding. Thank to our R&D department we can supply custom furniture for every need.



Tool holding cart with a fumes extractor



Tool holding cart with a 4th high-up tray



KB EVO CORNER LOW/HIGH with power module and lighting kit, rapid attachment shelf, perforated panel with tool holding shelf, drawers and adjustable tray; The composition is complete with an added fumes extractor for two users.
(cod. 22019)




KB EVO HIGH workbench with supports for multiple monitors, power modules, keyboard and pc holders.






MOTO MEDIUM workbenches set against each other and paired to form two productive units.

Rendering projects



Our R&D department uses some of the best technologies available on the market to create technical design and offers exclusive for our clients.v

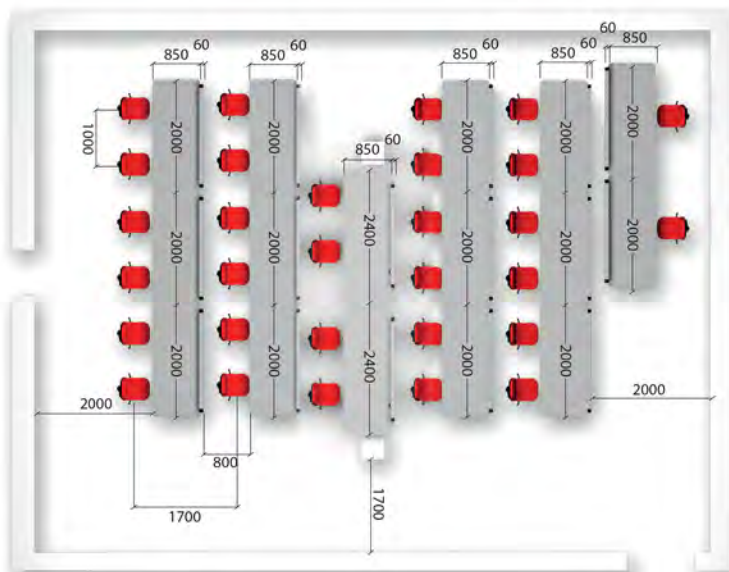





Classroom of a technical institute



Series of products suited for an IT classroom thanks to its multiple plug-in connections and rounded corners.



To look at pictures taken of this project just go back to page 30.




Unit composition:

- KE MEDIUM 1500 ESD-SAFE
- Monitor holding arm mounted on columns
- 6 schuko power module 10/16A and 4 RJ45 sockets
- PC holder




Installation in a company




Unit composition:

- KB EVO 2000
- Monitor holding bar
- 5 monitor holding arms
- 24 schuko power module 10/16A
- 14 RJ45 module
- PC holder



Our virtual tour



Scan this QR code and visit our Virtual showroom. You'll be presented with a 360° of a laboratory furnished with selected Maxder products.

www.maxder.it/public/virtualTour.html



Modular carts

Modular carts

94-95



ESD-SAFE modular carts

96-97



Tool holding cart

98-102





Tool holding cart with two shelves with a robust laminate structure. Upper shelf with safety borders and supplied with four pivoting wheels.

Code	18750
Ground clearance	850mm
Upper shelf	665(P)x500(L)mm
Lower shelf	580(P)x435(L)mm
Safety border	20mm
Load	120kg
Colour	Grey RAL7035 with blue RAL5010 mounts
Movement	Four Ø80mm pivoting wheels, two with brakes

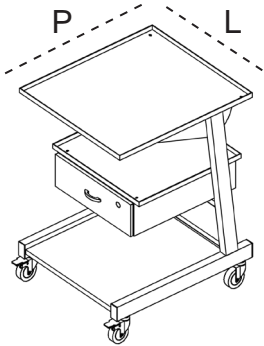


Tool holding cart with three shelves two of which, the upper one and the middle one, with safety borders. The load capacity is higher than 120kg with distributed load

Code	18751
Ground clearance	850mm
Upper shelf	665(P)x500(L)mm
Middle shelf	510(P)x430(L)mm
Lower shelf	580(P)x435(L)mm
Safety border	20mm
Load	120kg
Colour	Grey RAL7035 with blue RAL5010 mounts
Movement	Four Ø80mm pivoting wheels, two with brakes

Tool holding cart with three shelves and metallic tool holding drawer. The drawer is supplied with duplicate keys.

Code	18752
Ground clearance	850mm
Upper shelf	665(P)x500(L)mm
Lower shelf	580(P)x435(L)mm
Safety border	20mm
Drawer's height	150mm
Load	120kg
Colour	Grey RAL7035 with blue RAL5010 mounts
Movement	Four Ø80mm pivoting wheels, two with brakes



Tool holding cart with three shelves metallic drawer and power bar

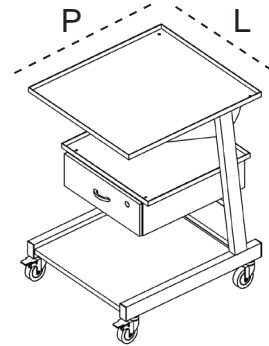
Code	17760
Ground clearance	850mm
Upper shelf	665(P)x500(L)mm
Lower shelf	580(P)x435(L)mm
Safety border	20mm
Drawer's height	150mm
Load	120kg
Colour	Grey RAL7035 with blue RAL5010 mounts
Movement	Four Ø80mm pivoting wheels, two with brakes
Power	6 schuko sockets with magnetothermic switch mounted under the upper shelf





Tool holding ESD-SAFE cart laminate painted with static dissipative epoxy powders. Upper shelf with safety borders and supplied with four pivoting wheels.

Code	19572
Ground clearance	850mm
Upper shelf	665(P)x500(L)mm
Lower shelf	580(P)x435(L)mm
Safety border	20mm
Load	120kg
Colour	Grey RAL7035
R _s Structure	$10^3\Omega < R_s < 10^9\Omega$
Movement	Four Ø80mm pivoting wheels, two with brakes



ESD-SAFE tool holding cart with three shelves two of which, the upper one and the middle one, with safety borders. The load capacity is higher than 120kg with distributed load.

Code	19573
Ground clearance	850mm
Upper shelf	665(P)x500(L)mm
Middle shelf	510(P)x430(L)mm
Lower shelf	580(P)x435(L)mm
Safety border	20mm
Load	120kg
Colour	Grey RAL7035
R _s Structure	$10^3\Omega < R_s < 10^9\Omega$
Movement	Four Ø80mm pivoting wheels, two with brakes

ESD-SAFE tool holding cart with three shelves and metallic tool holding drawer. The structure has been painted with static dissipative epoxy powders. The drawer is supplied with duplicate keys.

Code	19574
Ground clearance	850mm
Upper shelf	665(P)x500(L)mm
Lower shelf	580(P)x435(L)mm
Safety border	20mm
Drawer height	150mm
Load	120kg
Colour	Grey RAL7035
R _s Structure	$10^3\Omega < R_s < 10^9\Omega$
Movement	Four Ø80mm pivoting wheels, two with brakes



Tool holding ESD-SAFE cart with three shelves
 laminate painted with static dissipative epoxy powders.
 metallic drawer and power bar

Code	19575
Ground clearance	850mm
Upper shelf	665(P)x500(L)mm
Lower shelf	580(P)x435(L)mm
Safety border	20mm
Drawer height	150mm
Load	120kg
Colour	Grey RAL7035
R _s Structure	$10^3\Omega < R_s < 10^9\Omega$
Movement	Four Ø80mm pivoting wheels, two with brakes
Power	6 schuko sockets with magnetothermic switch mounted under the upper shelf



ESD-SAFE tub-shelf carts



cod. 13808



cod. 20822



SUPPORT

Material:

Steel laminate

Rotation:

Double round of bearings

WHEEL

Band:

Electroconductive
thermoplastic polyurethane

Core:

Electroconductive
polyamide



SUPPORT

Material:

Steel laminate

Rotation:

Double round of bearings

WHEEL

Band:

Electroconductive
thermoplastic polyurethane

Core:

Electroconductive
polyamide

Code	20814	20651	13808	20822
Ground clearance	810mm	830mm	840mm	800mm
Shelf size	800x420mm	900x500mm	1000x600mm	800x420mm
N° shelves	2	3	3	3
R _s Structure	10 ³ Ω < R _s < 10 ⁹ Ω	10 ³ Ω < R _s < 10 ⁹ Ω	10 ³ Ω < R _s < 10 ⁹ Ω	10 ³ Ω < R _s < 10 ⁹ Ω
Colour	Grey RAL7035	Grey RAL7035	Grey RAL7035	Grey RAL7035
Wheels	ø80mm	ø100mm	ø125mm	ø80mm
Safety border	40mm	40mm	40mm	40mm

ESD-SAFE carts



cod. 19458



cod. 20821



SUPPORT

Material:

Steel laminate

Rotation:

Double round of bearings

WHEEL

Band:

Electroconductive
thermoplastic polyurethane

Core:

Electroconductive
polyamide



SUPPORT

Material:

Steel laminate

Rotation:

Double round of bearings

WHEEL

Band:

Electroconductive
thermoplastic polyurethane


Core:

Electroconductive
polyamide

Code	19458	20021	20016	20821
Ground clearance	800mm	830mm	800mm	800mm
Shelf size	800x420mm	900x500mm	800x420mm	800x420mm
N°shelves	2	2	3	3
R _s Structure	$10^3\Omega < R_s < 10^9\Omega$	$10^3\Omega < R_s < 10^9\Omega$	$10^3\Omega < R_s < 10^9\Omega$	$10^3\Omega < R_s < 10^9\Omega$
Colour	Grey RAL7035	Grey RAL7035	Grey RAL7035	Grey RAL7035
Wheels	ø80mm	ø100mm	ø80mm	ø80mm



Disponibili anche in versione ESD-SAFE.



With the aim of improving productivity in labs where high ESD protection levels must be at all times impeccable, Maxder designed this **cart with laminate shelves** antiscratch static dissipative. Two models are available with ground clearances of either 600mm or 800mm.

- Shelf size: 850x550mm or 900x600mm
- Shelf thickness: 27mm
- R_s shelf: $10^3\Omega < R_s < 10^9\Omega$
- Movement: four conductive pivoting wheels $\varnothing 100$ mm, two with brakes
- It's possible to customise it with our metallic drawer **code 11473**

Code	Height	Size	ESD-SAFE
19490	800mm	850x550	Yes 
19460	600mm	850x550	Yes 
21957	800m	850x550	No
21985	600m	850x550	No
21928	900mm	900x600	No

Table complete with 3 laminate shelves, perfect for optimising at its fullest the space in your lab or office. The structure is built with tubulars and Maxder laminate shelves.

Code	21935
Ground clearance	950mm
Shelves	x3 700x500mm shelves
Colour	Grey RAL7035

ESD-SAFE cart for polypropylene Newbox containers.
For easily moving Newbox containers inside EPAs.

Code	16389/G/ESD
Size	600x400x147h mm
Wheels	Four conductive wheels with brakes
Material	Steel
Load	100kg on smooth surfaces

The **chariotte cart** configured with reelholding trays from Ø180mm to Ø330mm is indispensable for moving taped components.

- Load capacity per shelf 50kg
- Load capacity 250kg

Code	Description	Quantity
531	Stainless base with ESD-SAFE wheels	1 as in photo
5195	Side mount with handle	2 as in photo
2599	Reel holding tray	3 as in photo



Cart with two shelves for general use with 80mm diametre and metal handle.

Code	9713
Ground clearance	800mm
Shelves	800x420mm
Colour	Grey RAL7035
Movement	Four ø80mm pivoting wheels



Carrello con tre ripiani a vasca per utilizzi generici con ruote di diametro 80mm e maniglia in metallo.

Code	5546	5121
Ground clearance	800mm	800mm
Shelves	800x420mm	900x500mm
Colour	Grey RAL7035	
Movement	Four ø80mm pivoting wheels	
Load	100 kg on smooth surfaces	
Safety border	40mm	





Cart with three reinforced tub shelves for generic uses with Ø125mm and metallic handle.

Code	4952
Ground clearance	825mm
Size	1000x600mm
Wheels	Ø125mm rubber with wheels
Colour	Grey RAL7035
Load	Higher than 200kg on smooth surfaces with distributed load



Cart 21849

The **motorised tool holding cart** is similar to PREMIUM series products, the maximum flexibility and ergonomics. Its motorised columns grant an ideal height for different users. Thanks to its high capacity battery the cart is able to function without electricity.

Code	21849
Ground clearance	from 740 to 1030mm
Number of shelves	2
Shelf size	600(L)x500(P)mm
Power	Lithium rechargeable battery 24V
Colour	Grey RAL7035
Movement	Ø100mm pivoting wheels with brake



Cart 21956

Code	21956
Ground clearance	da 740 a 1030mm
Number of shelves	2
Shelf size	850(L)x550(P)mm
Power	Lithium rechargeable battery 24V
Colour	Grey RAL7035
Movement	Ø100mm pivoting wheels with brake

Metallic cabinets



ESD-SAFE metallic cabinets

104-106

Metallic cabinets

107-111

Locker room cabinets

112





ESD-SAFE metallic cabinet with hinged doors and reclosable through a handle locking mechanism with upper and lower closure. Duplicate keys are supplied. Doors with central reinforcement and 90° opening. overhanging ceiling with rounded borders. ESD-SAFE epoxy powders paint with peeled effect.

Code	19469
Struttura	SPO laminate 7-8/10° thick
Measures	1000x450x2000h mm
N° of shelves	4
R _s structure	$10^3\Omega < R_s < 10^9\Omega$
Complies to	IEC 61340-5-1



The cabinet can be used to stock SMD reels thanks to our galvanized laminate reelholder.



Locking mechanism with handle and duplicate keys.



ESD-SAFE metallic cabinet with sliding doors suspended and sliding on rails directly on the bottom. Closing mechanism through a push button with duplicate keys supplied. Interlocked antibump handles in black colouring. Overhanging ceiling with rounded corners. Sides with rounded corners. ESD-SAFE epoxy powders paint with peeled effect.

Code	19468
Structure	Lamiera SPO spessore 7-8/10°
Measures	1500x450x2000h mm
N° of shelves	4
R _s structure	10 ³ Ω < R _s < 10 ⁹ Ω
Complies to	IEC 61340-5-1



Locking mechanism with duplicate keys.




Hard plastic handle



ESD-SAFE cabinet with ESD-SAFE epoxy powders paint. Studied and designed to protect sensitive components from ESDs and dust. It has a monoblock closing mechanism, the best stocking system for SMD REEL.

Code	20040
Structure	SPO laminate 7-8/10° thick
Measures	1000x450x1160h mm
N° of shelves	2
R_s structure	$10^3\Omega < R_s < 10^9\Omega$
Complies to	IEC 61340-5-1



- Galvanised reel holders are sold separately cod. 20046.



Metallic cabinet and extra unit with hinged doors

closable through a handle locking mechanism with upper and lower closure. Duplicate keys are supplied. Door with central reinforcement and 90° opening. Overhanging ceiling with rounded corners. Sides with rounded corners.

Code	4559	9545	9472	21287
Description	Cabinet	Cabinet	Extra unit	Extra unit
Structure	SPO laminate 7-8/10° thick	SPO laminate 7-8/10° thick	SPO laminate 7-8/10° thick	SPO laminate 7-8/10° thick
Measures	100x45x200h cm	100x60x200h cm	100x45x85h cm	100x60x85h cm
Colour	Grey RAL7035	Grey RAL7035	Grey RAL7035	Grey RAL7035
N° of shelves	4	4	1	1



Cabinet and extra unit with sliding doors with 2 sections suspended and sliding on rails directly on the bottom. Closing mechanism through a button lock with duplicate keys supplied. Interlocking handles in black ABS. Overhanging ceiling with rounded corners. Sides with rounded corners.

120 version:

Code	5585	10639	4505	17037
Description	Cabinet	Cabinet	Extra unit	Extra unit
Structure	SPO laminate 7-8/10° thick	SPO laminate 7-8/10° thick	SPO laminate 7-8/10° thick	SPO laminate 7-8/10° thick
Size	120x45x200h cm	120x60x200h cm	120x45x85h cm	120x60x85h cm
Colour	Grey RAL7035	Grey RAL7035	Grey RAL7035	Grey RAL7035
N° of shelves per section	4	4	1	1

150 version:

Code	2596	10640	9452	18374
Description	Cabinet	Cabinet	Extra unit	Extra unit
Structure	SPO laminate 7-8/10° thick	SPO laminate 7-8/10° thick	SPO laminate 7-8/10° thick	SPO laminate 7-8/10° thick
Size	150x45x200h cm	150x60x200h cm	150x45x85h cm	150x60x85h cm
Colour	Grey RAL7035	Grey RAL7035	Grey RAL7035	Grey RAL7035
N° of shelves per section	4	4	1	1

180 version:

Code	4504	10641	16734	17150
Description	Cabinet	Cabinet	Extra unit	Extra unit
Structure	SPO laminate 7-8/10° thick	SPO laminate 7-8/10° thick	SPO laminate 7-8/10° thick	SPO laminate 7-8/10° thick
Size	180x45x200h cm	180x60x200h cm	180x45x85h cm	180x60x85h cm
Colour	Grey RAL7035	Grey RAL7035	Grey RAL7035	Grey RAL7035
N° of shelves per section	4	4	1	1



environment. Available in ESD-SAFE version for orders exceeding 10 units.



exceeding 10 units.

On request, a metal substructure extra units is available. This allows you to adjust the height of your configuration to make it suitable for use as a counter. It is also available in an ESD-SAFE version for orders exceeding 10 units.



Metallic cabinet and extra unit with 4mm thick tempered glass suspended and sliding on rails directly on the bottom. Closing mechanism through button lock with duplicate keys supplied. Interlocked handles in black ABS. Overhanging ceiling with rounded corners. Sides with rounded corners.

120 version:

Code	6904	10677	22026	10674
Description	Cabinet	Cabinet	Extra unit	Extra unit
Structure	SPO laminate 7-8/10° thick	SPO laminate 7-8/10° thick	SPO laminate 7-8/10° thick	SPO laminate 7-8/10° thick
Measures	120x45x200h cm	120x60x200h cm	120x45x85h cm	120x60x85h cm
Colour	Grey RAL7035	Grey RAL7035	Grey RAL7035	Grey RAL7035
N° of shelves per section	4	4	1	1

150 version:

Code	4976	12971	9813	21912
Description	Cabinet	Cabinet	Extra unit	Extra unit
Structure	SPO laminate 7-8/10° thick	SPO laminate 7-8/10° thick	SPO laminate 7-8/10° thick	SPO laminate 7-8/10° thick
Measures	150x45x200h cm	150x60x200h cm	150x45x85h cm	150x60x85h cm
Colour	Grey RAL7035	Grey RAL7035	Grey RAL7035	Grey RAL7035
N° of shelves per section	4	4	1	1

180 version:

Code	2403	10678	15506	10679
Description	Cabinet	Cabinet	Extra unit	Extra unit
Structure	SPO laminate 7-8/10° thick	SPO laminate 7-8/10° thick	SPO laminate 7-8/10° thick	SPO laminate 7-8/10° thick
Measures	180x45x200h cm	180x60x200h cm	180x45x85h cm	180x60x85h cm
Colour	Grey RAL7035	Grey RAL7035	Grey RAL7035	Grey RAL7035
N° of shelves per section	4	4	1	1



environment. Available in ESD-SAFE version for orders exceeding 10 units.



exceeding 10 units.

On request, a metal substructure extra units is available. This allows you to adjust the height of your configuration to make it suitable for use as a counter. It is also available in an ESD-SAFE version for orders exceeding 10 units.



cod.5565



cod.2964



cod.12927



cod.8973

Code	5565	2964	12927	8973
Number of doors	2	3	4	6
Width	700mm	1020mm	700mm	1020mm
Depth	350mm	350mm	350mm	350mm
Height	1800mm	1800mm	1800mm	1800mm
Colour	Grey RAL7038	Grey RAL7038	Grey RAL7038	Grey RAL7038
Locking mechanism	key lock	key lock	key lock	key lock

Chair & stools



Operative chairs

114-115

Technical chairs and stools

114-115

ESD-SAFE chairs and stools

116-120





This **operative chair** is functional and simple. With a permanent contact adjustable backrest. On request a footrest ring can be supplied.

Code	14321
Seating material	Fireproof fabric
Movement	Hard plastic wheels
Colour	Black
Backrest	Permanent contact technology
Adjustability	Gas piston
Complies to	D.Lgs. 81/2008



Available in other colours



Height suitable for
KE / ECO



This **operative chair** is a simple choice but with more benefits. Equipped with 3 levers to adjust height and incline and an adjustable backrest with permanent contact technology.

Code	21946
Seating material	Fireproof fabric
Movement	Hard plastic wheels
Colour	Blue
Backrest	High with permanent contact
Adjustability	Gas piston



Available in other colours



Height suitable for
KE / ECO

Sedia operativa con ruote e schienale in rete con supporto poggiatesta. Il sedile ha due barre di rinforzo in acciaio, è imbottito con resina espansa ed è rivestito con **tessuto ignifugo**. La seduta dispone della tecnologia Syncro cioè lo schienale insieme alla seduta può essere regolato simultaneamente. Sono presenti un **regolatore di tensione** e un **sistema antishock** per evitare che lo schienale ritorni in posizione troppo bruscamente.

Code	21092	21093
Accessories	With armrests	Without armrests
Seating material	Fireproof fabric	
Movement	Hard plastic wheels	
Backrest	High with lower support and net	
Height	From 42 to 50cm	
Colour for black fabric: 21222		



Available in other colours



Height suitable for
KE / ECO

Operative chair with wheels and adjustable backrest thanks to **Up&Down** technology. The seat has two steel reinforcement bars, padded with expanded resin and lined with **fireproof fabric**. Designed complying to the most recent regulations, it allows for height adjustability and to set the backrest in 4 different positions thanks to **permanent contact**.

Code	21090	21091
Accessories	With armrests	Without armrests
Seating material	Fireproof fabric	
Movement	Hard plastic wheels	
Backrest	High with permanent contact	
Height	from 42 to 50cm	



Available in other colour



Height suitable for
KE / ECO



This **operative chair** is functional and simple. With a permanent contact adjustable backrest. On request a footrest ring can be supplied.





Code	16067	21914
Height	56 to 75cm	54 to 73cm
Movement	Hard plastic wheels	Hard plastic feet
Seat material	Fireproof fabric	
Backrest	Permanent contact technology	
Adjustability	Gas piston	
Footrest ring	Hard plastic	
Complies to	626 law	

Code	16351
Height	From 64 to 88cm
Seat material	Fireproof fabric
Movement	Hard plastic feet
Colour	A10 black
Backrest	Permanent contact technology
Adjustability	Gas piston
Footrest ring	Hard plastic
Complies to	626 law



ESD-SAFE chair with large polyurethane seat and backrest. Useful in all labs that need constant protection from ESDs.


Code	15464
Seat material	Polyurethane 
Movement	Conductive hard plastic wheels
Backrest material	Polyurethane
Height	From 46 to 56cm


Code	21405
Seat material	Polyurethane 
Movement	Conductive hard plastic feet
Backrest material	Polyurethane
Height	From 46 to 56cm




Height suitable for
KE / ECO


ESD-SAFE stool with chromed adjustable footrest, usable in EPAs. Base and backrest made out of conductive expanded polyurethane for easy cleaning. The stool has a gas piston and 5 conductive plastic wheels.


Code	18081
Seat material	Polyurethane 
Movement	Conductive hard plastic wheels
Backrest material	Polyurethane
Height	From 52 to 72cm

Codice	19627
Seat material	Polyurethane 
Movement	Conductive hard plastic feet
Backrest material	Polyurethane
Height	From 52 to 72cm

 Height suitable for KB EVO
ECO PLUS / ECO with wheels

ESD-SAFE chair usable in EPAs. All the plastic used to create this product are conductive, the base is in aluminium and has 5 conductive plastic pivoting wheels.

Code	1175
Seat material	ESD-SAFE fabric 
Movement	Hard conductive plastic wheels
Backrest	Permanent contact technology
Height	From 42 to 55cm
Seating	Comfortable and height adjustable

 Height suitable for
KE / ECO





ESD-SAFE chair suited for EPAs. All used plastics to create the product are conductive, the base is in alluminium and has 5 conductive pivoting wheels. Alluminium armrest with conductive plastic cover.


Code	1173
Seat material	ESD-SAFE fabric
Movement	Conductive hard plastic wheels
Backrest	Permanent contact technology
Height	From 42 to 55cm
Seating	Comfortable and height adjustable
Armrests	Fixed position; in alluminium



Height suitable for
KE / ECO




ESD-SAFE stool with adjustable footrest and wheels. All the plastics used to create the product are conductive, the base is in alluminium and has 5 pivoting conductive hard plastic wheels.


Code	5862
Seat material	ESD-SAFE fabric 
Movement	Conductive hard plastic wheels
Backrest	Permanent contact technology
Height	From 50 to 70cm
Footrest	Made out of alluminium; adjustable with an antislip zone



Height suitable for KB EVO
ECO PLUS / ECO with wheels


ESD-SAFE stool with adjustable footrest and conductive hard plastic feet. All plastics used to create the product are conductive. The alluminium base and feet are antistatic. The backrest is comfortable and adjustable in height.


Code	6007
Seat material	ESD-SAFE fabric 
Movement	Conductive hard plastic feet
Backrest	Permanent contact technology
Height	From 50 to 70cm
Seating	Comfortable and height adjustable
Footrest	Adjustable in alluminium with antislip zone

 Height suitable for KB EVO ECO PLUS / ECO with wheels



ESD-SAFE stool with adjustable footrest, conductive wheels and alluminium armrests. All plastics are conductive while the base is in alluminium. The backrest is comfortable and adjustable in height.


Code	7329
Seat material	ESD-SAFE fabric 
Movement	Conductive hard plastic wheels
Backrest	Permanent contact technology
Height	From 50 to 70cm
Backrest	Comfortable and height adjustable
Armrests	Fixed position; in alluminium

 Height suitable for KB EVO ECO PLUS / ECO with wheels





ESD-SAFE armchair with medium backrest. All plastic are conductive and the polyurethane padding is cold-foamed. The base is in alluminium and double antistatic pivoting wheels. The backrest and the seating have a synchronised mechanism technology that allows adjusting based on weight.


Code	19087
Seat material	ESD-SAFE modacrylic fireproof Fabric 
Movement	Conductive hard plastic
Backrest	Synchronised seating
Height	From 42 to 55cm



Height suitable for
KE / ECO



ESD-SAFE armchair with high backrest and adjustable armrests. All the plastics are conductive with cold-foamed polyurethane padding. It has an alluminium base with pivoting wheels. The backrest and seating have synchronised mechanism technology allowing adjustability based on weight. The 3D soft polyurethane armrests are adjustable both in height and depth.

Code	19489
Seat material	ESD-SAFE modacrylic fireproof fabric 
Movement	Conductive hard plastic wheels
Backrest	Synchronised mechanism
Height	From 42 to 55cm
Armrests	Adjustable in height and depth



Height suitable for
KE / ECO



ESD-SAFE products

Tools

122-126

Ionizers

125

Pavement & Mats

127-131

Clothing

132-134

Bags and tubulars

135-137

Containers

138-143

Reelholders and PCB trays

144-145

Cleaning products & tools

148

Wiring

149-150

Protection

151-156





Test station for simultaneous verification of correct grounding of bracelet and footwear, complying to IEC 61340-5-1 regulation. The footwear measurement is done independently on both feet and the test is done at 50V or 100V for more accuracy. With an internal relé it is possible to have access to the EPA.

Code	Description
15064	Wall mounted test station, comprehensive of measurer, footwear control plate and yellow support panel.
16662	Column mounted test station comprehensive of measurer, footwear control plate, yellow panel, support column



Megaohm-metre multitension, portable, precise and easy-to-use. It can measure resistance point to point, towards ground and superficial resistivity all complying to IEC61340-5-1 regulation.

Code	17393
Humidity	From 1 to 95%RH
Temperature	From -20°C to +60°C
Power	6 alkaline batteries LR6 1,5V
Measures	243x130x60h mm
Weight	650g
Equipment	Complete kit with tools, 2 probes, batteries and suitcase.

Code **20852** is the tool to simultaneously verify correct grounding of bracelet and footwear according to IEC61340-5-1 regulation. It anchors to the wall through magnetic feet that allow to rapidly detach the station and the possibility to add an internal 9V battery (not included), allow the tool to be portable and easily calibrated.

The tool has the following features:

- Extremely clear and simple interface: after measurement the display on the left will show the resistance measured on the bracelet while the right one the resistance of the footwear. If the test is passed the centre LED will turn green, otherwise it will turn red. A different acoustic signal will be played based on the result of the test.
- An internal hygrometre measures enviromental RH/T, fundamental to correctly evaluate the test results.

Code	20852
Description	Verifying tool

Code	20854
Description	Expanding module

Code	20855
Description	Face recognition module

Code	15197
Description	Plate module



Field measurement:	
Bracelet	50kΩ ÷ 2GΩ
Footwear	50kΩ ÷ 2GΩ
Tollerable limits	±10%
Tension measure	50V / 100V
Humidity range	from 1 to 95% RH
Measures	156x110x57h mm
Weight	430g





The **FIELDLAB field-metre** indicates intensity and polarity of electrostatic fields, useful to control ionised areas, packaging materials or objects situated in EPAs. The scope is 20KV at a distance of 1"(25,4mm).

- Converging beams of 2 LED to position correctly the tool
- Chopper circuit to allow measurement in ionised areas
- Analog exit for recorder

Code	3445
Measure scope	20KV
Precision	±5%



Humidity and temperature indicator with alarm and **Datalogger**. Elegant and precise wall mounted indicator with a wide and visible display for showing humidity and temperature. It's equipped with an acoustic signal to warn when HIGH and LOW presets are surpassed. The tool sensor can stay attached to the display or positioned externally.

Code	19385	19244
Interface	USB	ETHERNET
LED display	190x190mm	
Memory	21600 pairs of RH and T	
Measures	Ø300x40mm	
Humidity	From 1 to 95% RH	
Temperature	From -20°C to +60°C	



The **Laboohm EVO** is a tool used to measure superficial resistance and ground resistance of mats, worktops, pavements and other EPA objects. It is portable, uses 2 parallel electrodes integrated in the tool, all according to DIN EN 100015/1 regulation.

Code	19381
Field scope	From 10^4 to $10^{12} \Omega$
Test tension	10V $R < 100k\Omega$, 100V $R > 100k\Omega$
Electrodes	Soft conductive rubber
Measures	80x120x27h mm
Equipment	Certificate ISO9000 included

The **Continuous Monitor** is the tool used to verify continuous grounding of the user and the ESD-SAFE work-surface. This monitor uses "wave distortion" technology to avoid false alarms caused by 50Hz and other electrostatic/electromagnetic interferences.

- User bracelet input:
10mm banana / 10mm button adapter
- Power supply: 24V DC
- Measures: 98x53x23mm

Code	Description
20535	Tool with 230Vdc/24V DC power supply included



The lightweight **ionising pistol** is usable even in clean rooms. It represents the fastest method for cleaning and neutralising possible ESDs around electronic boards and other products.

Code	4096
Discharge time	From ±1000V at 100V ≤ 1 second at 15cm, 30psi
Input	Air or nitrogen 20-87psi (1.4-6bar)
Ozone	<0.005 ppm (24 hours of use)
Noise level	70dBa at 1m, 30psi
Power supply	24V AC - 10W
Replaceable filter	Cod.4098, 3 pieces - 0,1µm 99,99% EFF in titanium
Measures	203x76x25h mm



SIMCO ION
An ITW Company



SIMCO ION
An ITW Company

3 fan ioniser, studied to protect an entire work area. It can be mounted suspended over a workbench, conveyor belts, transport and assembly lines. It allows to completely discharge ESDs without much encumbrance. Equipped with variable speed, air warmer, lighting with 2 fluorescent 13W tubes and an autocleaning process for the emitters.

Code	15186		
Discharge time	From ±1000V at 100V ≤ 3 seconds at 45cm	Protected area	122x61cm
		Power supply	230V AC
Emitters	Automatic emitter cleaning system	Auto balancing	0±10V at 46cm from the ionising bar
Airflow	From 254 to 500 m³/h	Measures	1086x102x171h mm




Digital counter, allows counting of taped radial/axial SMD components. Counts in both ways

- Divider: 1/4-1/3-1/2-1-2-...-19
- Counting in TOTAL mode
- Counting in PRESET mode (with acoustic alarm by reaching the desired components number)



Cod. 299



Cod. 1053




Cod. 20560

Code	21770
Description	Digital counter
Measures	240x130x110h mm
Weight	1,8kg
Code	Product
299	SMD taped adapter
20560	Worktop with two reelholder pins
1053	Handle for SMD reels
20561	Empty alluminium reel



Motorised counter for counting SMD taped components. It can work in two modes: total or preset.

- Counting: up to 999999 pcs
- Maximum counting speed: 220 pcs/sec
- Dividers: 1/4-1/3-1/2-1-2-...-19
- Maximum tape height: 56mm
- Maximum reel diameter: 400mm
- LCD blue display with retroillumination
- Adjustable advancing speed
- Serial connection for printer/PC
- Identifies up to 10 different users




Cod. 16842

Code	16358
Description	Digital motorised counter
Measures	525x340x250h mm
Weight	9,5kg
Code	Product
16842	Reel support Ø more than 400mm
20561	Empty alluminium reel

Interlocking ESD-SAFE dovetail tile suited for high traffic areas where protection from ESD accumulation is needed. The interlocking tiles easily fit with each other and can be installed without glue on every hard smooth surface.

Code	22378	22273
Colour	Light blue	Grey
Measures	500x500mm	
Thickness	4mm	
Weight	6kg/m ²	
Package	Box of 20 tiles (4,70m ²)	
Superficial R _s	10 ⁴ < R _s < 10 ⁶	
Classification	Heterogeneous PVC	



PVC tape for flooring adhesive for pavement to delimit EPAs.

Code	1882
Length	33mt
Width	75mm
Material	Laminated PVC with transparent PP



Peelable adhesive mats (Sticky Mat) for clean rooms have been studied to withold dust particles under the shoes and cart wheels. They have to be applied before entrances of clean rooms or labs dedicated to semiconductor assembly.

Code	14259	16856
Measures	660 x 1140mm	600 x 900mm
Material	Transparent polyethilene, allergen and odour free	
Adhesive	Solid acrylic	
Protective layer	Transparent polyethilene	
Layers	30 (numbered from 1 to 30)	






The **grounding point** allows to ground a surface of 10m x 20m.

Code	7707
Description	Supplied with 2 metres copper cable. Screws for wall mounting not included.



Copper duct tape used for grounding mats and other types of ESD-SAFE pavements such as tiles.

Code	9149
Length	30mt
Width	10mm
Thickness	0,05mm



Vinylab is a resilient mat with permanent dissipative features, to use in environments where ESDs can cause damage to electronic components. It's made out of three vinyl layers: the lower black layer is conductive and the upper coloured layer presents a typical superficial resistance.

Code	13658	13774
Colour	Grey	Lightblue
Thickness	2,2mm	
Measures	10mt x 140cm	
Material	Vinyl, double dissipative conductive layer	
Resistance to ground	$1 \times 10^7 \Omega$	

Liquid dissipative wax is used to transform a normal pavement to an ESD-SAFE one, or to maintain conductive pavements in surgery rooms, cleanrooms and data centres. It's usable even on workbenches mats.

Code	4944
Package	5kg
Superficial R _s	<10 ⁹ Ω



The **mono-component acrylic ESD-SAFE paint** for pavements with aqueous base can be easily applied with brush or roll. The paint has a pleasing grey RAL7035 satin finish. To obtain a good result two applications are recommended on smooth, sealed and clean surfaces.

Code	15062
Package	5 litres
Ground resistance	R _G 10 ⁶ Ω ÷ 10 ⁸ Ω



The **floorpox primer** is a soaking transparent epoxy paint recommended for concrete floors.

Code	11557
Package	12 litres
Quantity	16m ² /litre per application



Antistatic cleaning product to be used on both dissipative and insulated surfaces. After the detergent has been used to clean and the surface dried up, a static dissipative layer remains that improves ESD-SAFE surfaces and temporarily gives insulants ESD-SAFE features.

- $R_s < 10^{11} \Omega$

Code	21423	17614
Aspect	0,5lt spray bottle	5lt jug



Detergent usable both on dissipative and insulated surfaces. After the detergent has been used to clean and the surface is dry, a thin layer of static dissipative film remains that enhances ESD-SAFE properties and temporarily give insulated ones the same features.

- $R_s < 10^{11} \Omega$

Code	15468
Aspect	5lt jug



ESD-SAFE mat for workbench supplied with a 3 metres grounding cable with crocodile terminal and adjustable wrist bracelet.

- Measures: 600x1200x2mm
- At each corner's positioned a male poussoir button.

Code	4947	1246	12351
Colour	Grey	Grey	Lightblue
Description	KOSTAPLAN 2 layers	LABESTAT 2 layers	LABESTAT 2 layers



Labestat rubber mats, optimally resist to soldering cartridges, fluxants and acids.

The lower black layer is conductive whilst the upper coloured layer has an opaque finish and a R_s from 10^7 to $10^9 \Omega$.

Code	2174
Thickness	2mm
Length	10mt
Width	1220mm
Colour	Grey/Black



Code	2081	4251
Thickness	2mm	2mm
Length	10mt	10mt
Width	1220mm	1220mm
Colour	Lightblue/Black	Beige/Black

Kostaplan mats in synthetic rubber, resists to solder cartridges, to fluxants and acids. The lower black layer is conductive whilst the upper coloured layer has an opaque finish with grey colouring and a R_s from 10^7 to $10^9 \Omega$.

Code	5027	5342	6709
Thickness	2mm	2mm	2mm
Length	10mt	10mt	10mt
Width	600mm	900mm	1200mm

Kostaplan black variant, the lower layer of this model has a semi-lucid black colouring with a R_s from 10^7 to $10^9 \Omega$.

Code	964	1180	462
Thickness	2mm	2mm	2mm
Length	10mt	10mt	10mt
Width	600mm	900mm	1200mm





White dissipative unisex labcoat with two lateral pockets and a breast pocket.

- 96% cotton, 4% conductive carbon fibre.
- Lightweight (fabric's weight 120g/m²)
- Washable without losing any of the conductive characteristics
- Charge decaying time < 2 seconds

Code	Size	
12621	XS	38/40
12622	S	42/44
12623	M	46/48
12624	L	50/52
12625	XL	54/56
12626	XXL	58/60



Static dissipative Polo in blue navy colour with print and ESD-SAFE symbol on the shoulder.

- 96% cotton, 4% conductive carbon fibre
- Certifications: EN 1149-5, EN 61340-5-1
- Charge decaying time < 4 seconds

Code	Size
19107	S
19103	M
19104	L
19105	XL
19106	XXL

ESD-SAFE black clog with soft perforated leather lining with TPU antislip soles.

- Sanitising treatment
- Adjustable heel strap



Code	Size	Code	Size
18475	35	18437	42
18474	36	18438	43
18473	37	18477	44
18434	38	18478	45
18435	39	18479	46
18476	40	18480	47
18436	41	18481	48



ESD-SAFE white clog with soft perforated leather lining with TPU antislip soles.

- Sanitising treatment
- Adjustable heel strap



Code	Size	Code	Size
16510	35	18488	42
18482	36	18489	43
18483	37	18490	44
18484	38	18491	45
18485	39	18492	46
18486	40	18493	47
18487	41	18494	48



ESD-SAFE black clog with soft leather lining with TPU antislip soles.

- Sanitising treatment
- Adjustable heel strap



Code	Size	Code	Size
18505	35	18512	42
18506	36	18439	43
18507	37	18513	44
18508	38	18514	45
18509	39	18515	46
18510	40	18516	47
18511	41	18517	48





ESD-SAFE traspiring lightblue work shoes

with upper part metallic inner lining for added protection.

- PU antislip soles
- Resistant to penetration and absorption of water

Code	Size	Code	Size
21987	35	21994	42
21988	36	21995	43
21989	37	21886	44
21990	38	21996	45
21991	39	21997	46
21992	40	21998	47
21993	41	21999	48





ESD-SAFE microfibre black footwear with antislip PU soles and transpirant lining

Code	Size	Code	Size
18549	35	18556	42
18550	36	18557	43
18551	37	18558	44
18552	38	18560	45
18553	39	18562	46
18554	40	18563	47
18555	41		

Thermosealer with time adjustment of sealing time, to se based on the material's thickness. The models with cutting blades are useful to cut exceeding material, and to start packaging from a tubular positioned on the devolver (supplied on request).

- Sealing width: 2mm
- Maximum polyethylene sealing thickness: 2x0.125mm

Code	Sealing length (mm)	Power (watt)	Weight (kg)
6726	200	260	4
4820 (with cutting blade)	200	260	4
5821	300	380	5
4878 (with cutting blade)	300	380	5
5025	400	500	6
4879 (with cutting blade)	400	500	6
14467 (with cutting blade)	500	550	7



Worktop

Devolver

Code	Description
4883	Worktop 200mm
4884	Worktop 300mm
4885	Worktop 400mm
332	Devolver, MAX width 310mm
333	Devolver, MAX width 510mm

Manual thermosealer for medical enviroments. It's recommended in the medical field, it waterproof seals tubulars and sterilisation bags, both paper-plastic and plastic-plastic. The sealing time can be adjusted based on type and materials, an alarm warns when sealing is complete.

- Sealing width: 10mm
(as per DIN58953 regulation)
- Maximum sealing thickness: 2 x 0.2mm
- Sealable length: 200mm
- Power: 1000 Watts
- Weight: 6.5Kg



Code	Description
8509	200mm thermosealer
15146	300mm thermosealer



Dissipative tubular film in green colouring and 100 micron thick, heat sealable. This type of material offers the first level of protection to electrostatic charges.

- Dissipative Polyethylene
- Ammine-free
- Heat sealable
- Colour: green
- $R_s = 10^{10} - 10^{11}$ Ohm
- Width: 75mm

Code	Type	Thickness	Width	Length
6994	Dissipative	100µm	75mm	250m
2729	Dissipative	100µm	100mm	250m
1466	Dissipative	100µm	150mm	250m
1467	Dissipative	100µm	200mm	250m
1489	Dissipative	100µm	250mm	250m
2311	Dissipative	100µm	300mm	250m
1468	Dissipative	100µm	400mm	250m
9312	Dissipative	100µm	500mm	250m



ESD-SAFE antistatic metallic shielding tubular with relative symbology. The intermediate metallic layer produces a shielding effect like a Faraday cage. The product inside the tubular will be protected from electric charges and electrostatic fields. It's semi-transparent and can be thermosealed. Ideal to shield circuit boards and components from electrostatic charges.

- External material: Dissipative polyester film
- Inner material: Dissipative polyethylene
- Thickness 78 micron
- R_s inside: less than 10^{11}
- R_s outside: less than 10^{11}
- Certificates: CEI 61340-5-1, RoHS;
- Length: 100 metres

Code	Type	Thickness	Width	Length
3513	Shielding	78µm	100mm	100m
2135	Shielding	78µm	150mm	100m
2136	Shielding	78µm	200mm	100m
2137	Shielding	78µm	250mm	100m
3040	Shielding	78µm	300mm	100m
3391	Shielding	78µm	400mm	100m
14412	Shielding	78µm	800mm	100m

Permanent ESD-SAFE bags in multi layered polyethylene in green colouring, **ammine-free**, sealable and recyclable.

- Print: ESD-SAFE symbol, recycling symbol, production lot
- Thickness: 100µm
- $R_s < 10^{11} \Omega$
- Life span: minimum 2 years; recyclable
- 100 pieces package

Code	Measures (mm)	Code	Measures (mm)
2852	76x127	851	200x300
1215	100x150	1780	200x350
848	100x200	687	250x300
14872	100x460	1099	250x350
849	150x200	4409	300x350
850	150x250	542	300x400
4651	150x300	1594	400x500
6389	150x350	9525	400x600
541	200x250	13914	450x550

Permanent shielding semitransparent bags with lightblue colouring, they're formed of an interposed layer of aluminium between antistatic polyethylene and polyester. The intermediate metallic layer produces a Faraday's cage shielding effect with total consequent protection from electrostatic fields and charges. (100pcs package)

- Film's thickness: 78µm
- Transparency: 40%
- R_s inner layer (polyethylene); $< 10^{11} \Omega$
- R_s middle layer (metal); $< 10^2 \Omega$
- R_s outer layer (polyester): $< 10^{11} \Omega$

Code	Measures (mm)	Code	Measures (mm)
6178	76x127	518	250x300
516	100x150	7039	250x350
15141	125x200	519	300x400
606	150x200	10029	400x500
517	150x250	520	450x450
607	200x250	12389	400x450
608	200x300	11789	450x680





Newbox containers in conductive polypropylene, stackable, in EURO format, $R_s < 10^6 \Omega$.

Code	External measures (mm)	Internal measures (mm)	Volume (litres)
16704	300x200x120(h)	253x153x117(h)	5
313	400x300x120(h)	353x260x115(h)	10
5157	400x300x170(h)	353x260x165(h)	15
965	400x300x220(h)	353x260x215(h)	20
15057	400x300x270(h)	353x260x265(h)	25
751	400x300x320(h)	353x260x317(h)	30
2553	600x400x75(h)	553x353x70(h)	14
315	600x400x120(h)	553x353x115(h)	23
430	600x400x150(h)	553x353x145(h)	29
5197	600x400x170(h)	553x353x165(h)	33
5196	600x400x220(h)	553x353x215(h)	42
452	600x400x236(h)	553x353x231(h)	45
784	600x400x280(h)	553x353x275(h)	54
752	600x400x336(h)	553x353x332(h)	65
7593	600x400x420(h)	553x353x415(h)	80
19245	800x600x320(h)	756x556x297(h)	130



Coperchi per Newbox

Based on your needs Newbox containers can be accessorised with **conductive lids** to fully take advantage of the containers and to avoid dust buildups inside them.


Code	Description
16705	Conductive lid for Newbox 300x200
314	Conductive lid for 400x300
316	Conductive lid for 600x400
1349	Lid closure (2 per lid)
16389/G/ESD	ESD-SAFE cart for Newbox 600x400
15059	Logo application on Newbox
7891	Spring label holder
859	Conductive 10mm sponge for bottom cover Newbox 600x400
2091	Conductive 10mm sponge for bottom cover Newbox 400x300
3598	Conductive 2,5mm sponge for bottom cover Newbox 600x400
3599	Conductive 2,5mm sponge for bottom cover Newbox 400x300



cod.16389/G/ESD

Modular dividers in plastic laminate. Used in NewBox containers.

Code	Length (mm)	Height (mm)	Gap (mm)	Slots
2792	552	100	31	17
2793	350	100	30	11
4294	552	155	40	13
4295	350	155	153	3
4296	552	182	104	6
4297	350	182	30	11
3039	552	200	31	17
3037	350	200	30	11
5389	250	200	32	7
2737	552	300	31	17
2738	350	300	30	11



LabBox reusable containers in extruded plastic laminate.
 $R_s: <10^5 \Omega$

Code	Description	External measures
9451	LabBox 10	275x400x250(h) mm
4448	LabBox 14	430x510x200(h) mm
6852	LabBox 30	370x590x140(h) mm
7906	Lid for LabBox 14	
6867	Lid for LabBox 30	



Modular dividers in extruded plastic laminate. Used in NewBox containers.

Code	Length	Height
5935	255mm	100
858	351mm	100
857	551mm	100

Superficial $R_s: < 10^5 \Omega$
 Slots' gap: 15mm





Chest of drawers useful for creating small components inventories. The drawers can be supplied with internal dividers.

Code	968
N° of drawers	48
Measures	L x P x H
Drawer internal measures (mm)	150x65x34(h)
Drawer external measures (mm)	170x68x36(h)



Thanks to the **rotating inventory** it's possible to maximise space for stocking small components. The frame is supplied empty with chests of drawers sold separately. The metallic parts are painted with dissipative light grey epoxy powders. The chests are cod. 1185 and 968, sold separately.

Code	3969
Measures (mm)	500x500x1730(h)
Maximum load (kg)	400



To obtain a complete composition:
 x6 units 968
 x6 units 1185
 x1 frame 3969

Code	1185
N° of drawers	24
Measures	L x P x H
Drawer internal measures (mm)	150x86x55(h)
Drawer external measures (mm)	170x90x59(h)

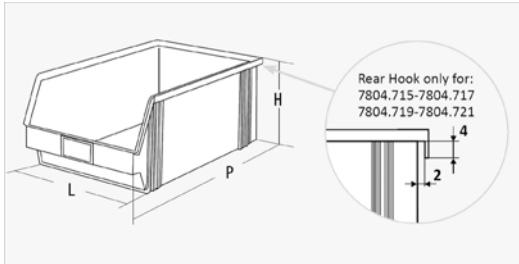
Tecofix drawers open conductive polypropylene containers are useful in all applications that require constant visibility and frequent movement of pieces.




Code	External measures	Back hook
	L x P x H	
1150	95x100x50mm	Yes
1177	95x100x50mm	No
674	175x100x75mm	Yes
1186	235x145x125mm	Yes
3392	350x200x145mm	No
1875	350x200x200mm	No
1461	500x300x200mm	No



In order to optimise space inside your workspace, the drawers with back hooks can be used with the container holding bar for Maxder workbenches (see page 82)



Name	KE HIGH ESD-SAFE WITH CONTAINERS
Code	22021 
Worktop size	1500x850mm
Shelf size	1500x350mm
Ground clearance	800mm
Accessories	LED lighting, power module container holding bar
Colour	Grey RAL7035 ESD-SAFE



Thanks to this solution you'll have at your disposal a professional KE HIGH 1500 ESD-SAFE workbench equipped with a container holding bar. This grants the possibility for the user to stock and have safely within reach a high quantity of various components all sensitive to ESDs. Being organised has never been easier thanks to Maxder 's modular technical workbenches. Only thing left is to choose which open containers would you like to have.
(cod. 1150; 674; 1186)

Example of table configuration



model 4

model 1

model 2

model 3

Snapbox containers are largely used for storing SMD components, and they're realised in four different formats, used between each other through hooks. Its spring lid has only two stable options: completely open or closed. Black ESD-SAFE versions are available and on request (100 pieces minimum) non ESD-SAFE version is available with the following colours: red, white, blue, green and yellow. Both cases are available with transparent lids.

Code	Description	Internal measures	External measures	Model
		L x P x H	L x P x H	
4759	SNAPBOX1 ESD-SAFE black	16x12x15 mm	20x28x20 mm	1
4235	SNAPBOX1 ESD-SAFE black and transparent lid	16x12x15 mm	20x28x20 mm	1
4857	SNAPBOX2 ESD-SAFE black	37x12x15 mm	40x28x20 mm	2
4236	SNAPBOX2 ESD-SAFE black and transparent lid	37x12x15 mm	40x28x20 mm	2
4859	SNAPBOX3 ESD-SAFE black	37x41x15 mm	40x56x20mm	3
4237	SNAPBOX3 ESD-SAFE black and transparent lid	37x41x15 mm	40x56x20 mm	3
4862	SNAPBOX4 ESD-SAFE black	57x68x15 mm	60x84x20 mm	4
4238	SNAPBOX4 ESD-SAFE black with transparent lid	57x68x15 mm	60x84x20 mm	4



Labefix trays are used for insertion of components on PCBs for soldering. The foam doesn't crumble, nor contaminate and has a long life.

Code	440
Measures	530x330x8 mm with foam
Weight	1kg
Thickness	7mm, density ISO 845
Material	Galvanised laminate tray, foam in conductive polyethylene closed cells



Chest of drawers realised in conductive polypropylene, useful for stocking small SMD components. It's possible to create models with a personalised amount of drawers by buying a drawer holder and a lower drawer cover.



Snapbox containers in the previous page are perfectly compatible with the drawers, allowing a more organised workspace.

Code	Description	Measures (mm)	Usable drawer type
		L x P x H	
1068	Chest of 6 drawers	275x250x190	Sliding drawer 20mm high cod.2483 MOD.20
2483	Sliding drawer MOD.20	261x238x20	
2487	Drawer holder MOD.20		
2488	Lower base MOD.20		
2489	Chest of 9 drawers	267x355x305	Sliding drawer 22mm high cod.2490 MOD.22
6575	Chest of 3 drawers	267x355x105	Sliding drawer 22mm high cod.2490 MOD.22
2490	Sliding drawer MOD.22	340x250x22	
2491	Drawer holder MOD.22		
1007	Chest of 6 drawers	267x355x305	Sliding drawer 40mm high cod.2476 MOD.40
2476	Sliding drawer MOD.40	340x250x40	
2477	Drawer holder MOD.40		
2478	Chest of 4 drawers	267x355x310	Sliding drawer 62mm high cod.2479 MOD.62
2479	Sliding drawer MOD.62	340x250x62	
2480	Drawer holder MOD.62		
2481	Lower base (for a chest of drawers)		cod.2490-2476-2479 MOD.22/40/62
2482	Kit of 6 plugs for upper finishing		cod.2490-2476-2479 MOD.22/40/62
1284	Adhesive lable holder with interchangeable label	15x55	cod.2483-2490 MOD.20/22
1285	Adhesive lable holder with interchangeable label	15x94	cod.2476 MOD.40
1286	Adhesive lable holder with interchangeable label	31x94	cod.2479 MOD.62
4306	Chest of drawers support in steel wire		cod.2490-2476-2479 MOD.22/40/62



Galvanised laminate reelholder to put on workbenches or inside cabinets. It can store reels from 180 up to 380mm in diameter.

Code	13933	20046	10649
Length	630mm	860mm	990mm
N° of slots	29	42	49




Polypropylene container for reels Ø180-330mm. 10 steel dividers are supplied with the product.

Code	5846
Measures	395(L)x250(p)x110(h) mm
Material	ESD-SAFE black polypropylene



Labetray PCB holder, support for moving and stocking temporarily PCBs. Ideal for assistance and repair centres.

Code	13699
Measures	490(L)x180(p)x50(h) mm
N° of guides	25



Support for PCBs with L shape. Ideal for assistance and repair shops, helps the user to move and stock electronic boards safely.

Code	15601
Measures	265(L)x205(p)x92(h) mm
N° of guides	25
Material	Conductive plastic

Labesert, PCB container for automatic assembly and insertion. The sides are in conductive plastic and are tested up to 60°C temperature.



Code	898
Measures	315(L)x355(p)x575(h) mm
Boards' width	From 40 to 260mm


Laberack adjustable frame, for transporting trays. It is made out of polypropylene dissipative materials with R_s from 10^6 to $10^9 \Omega$.



- Side: 480x290x35(h) mm
- Intermediate wall: 470x280x40(h) mm
- Connecting bar: 30x15mm
- Number of guides: 79
- Interaxis between guides: 5mm
- Insertable boards' thickness: 2.3mm MAX
- Guides' depth: 4mm
- Reinforcement stainless profiles

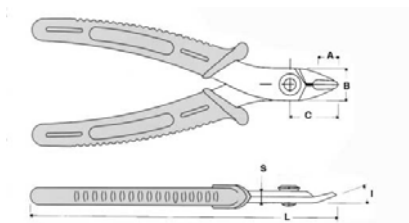


Code	Description
67	Black dissipative polypropylene side +70°C
70	Intermediate dissipative polypropylene wall +70°C
72	Connecting alluminium bar (MAX 3 metres)
75	Handle for transport (bar anchoring point)
76	40 screws and bolts package (replacement)
1091	Clips for boards positioning, for sides with labels (100 pieces package)
1092	Clips for boards positioning, for intermediate walls with labels (100 pieces package)





Pliers purposefully studied for use in the electronic field. They're made with special carbon steel, completed with elastic PVC handles, resistant and ergonomic. Available in two different versions: ESD-SAFE in black or insulated in orange. For some models a safety version is available that avoids the terminal to fly away during cutting.



Use	Cut	Weight	F-max copper wire		Measures (mm)						Code	Handle		Accident prevention
		gr	mm	AWG	A	B	C	S	L	I		ESD	Insulated	
Medium type for terminals up to 1.3mm	straight	65	1.3	16	8	13.5	20	5	128	21°	1435		X	
	straight	65	1.3	16	8	13.5	20	5	128	21°	5839		X	X
	straight	65	1.3	16	8	13.5	20	5	128	21°	4340	X		
	straight	65	1.3	16	8	13.5	20	5	128	21°	4593	X		X
Medium type with 45° incline for terminals up to 1.3mm	straight	65	1.3	16	8	13.5	20	5	128	45°	4380		X	
	straight	65	1.3	16	8	13.5	20	5	128	45°	4199	X		
Medium type for terminals up to 2mm	straight	75	2.05	12	8	13.5	20	6	128	21°	1552		X	
	straight	75	2.05	12	8	13.5	20	6	128	21°	4432		X	X
	straight	75	2.05	12	8	13.5	20	6	128	21°	7300	X		
	straight	75	2.05	12	8	13.5	20	6	128	21°	4594	X		X
Micro type for terminals up to 0.8mm	straight	45	0.81	20	8	9.5	18	4	118	21°	1700		X	
	straight	45	0.81	20	8	9.5	18	4	118	21°	4230		X	X
	straight	45	0.81	20	8	9.5	18	4	118	21°	5743	X		
	straight	45	0.81	20	8	9.5	18	4	118	21°	5744	X		X
Micro type for terminals up to 1mm	straight	60	1.02	18	8	10	18	5	128	21°	4581		X	
	straight	60	1.02	18	8	10	18	5	128	21°	3985		X	X
	straight	60	1.02	18	8	10	18	5	128	21°	13433	X		
	straight	60	1.02	18	8	10	18	5	128	21°	2567	X		X



Precision pliers made of stainless steel, non magnetic and acid resistant, complying to electronic industry standards

Code	13356
Material	Stainless steel
Type	Thin points
Length	120mm

Professional pliers for electronics. Built with a long tip and indents, designed to reach hardly accessible areas where other tools cannot. Both version have a long lasting comfortable and ergonomic grip.

Code	Measures (mm)							
	A	B	C	D	S	L	ESD	Weight
4827	25	13	36	1.3	2	140	NO	97gr
5257	25	13	36	1.3	2	140	YES	97gr



Conductive polypropylene **trashcans**, suited to manage in complete safety rubbish without worrying about the generation of electrostatic charges during transportation.

Code	4591
Resistivity	$R_s < 10^6 \Omega$
Measures	ø300x330(h) mm
Capacity	17 litres
Code	5029
Resistivity	$R_s < 10^6 \Omega$
Measures	400x400x780(h) mm
Capacity	120 litres

Antistatic rubbish bag for trash cans.

Code	12215
Resistivity	$R_s < 10^{11} \Omega$
Thickness	40µm
Description	Green colour with ESD logo





Solvent for cleaning components, silkscreens and SMDs, particularly efficient for removing fluxant residues on boards after soldering or rework. It can be used on most plastics and rubbers without damaging and dries up very quickly.

- Washing method: by immersion or with brush

Code	8401
Washing method	By immersion or with brushes
Composition	Mixture of hydrocarbons solvents
Flammable point	-21°C



Dissipative nylon gray fabric glove, seamless with a coat of antislip transpiring polyurethane on the fingertips. The palm and the backside are lined with PVC antislip dots $R_G \leq 10^8 \Omega$

Code	Size
13848	S
13474	M
13849	L
15042	XL



ESD labels in PVC

Code	Message	Measures
14772	AREA PROTETTA ESD	300x150mm
920	AREA PROTETTA ESD (PVC adesivo)	300x150mm
718	ESD PROTECTED AREA	600x300mm
15047	H.V. ESD PROTECTED AREA	600x300mm
1562	AREA PROTETTA ESD	600x300mm

Lightblue ESD-SAFE grounding bracelet with connecting cable, button ø10mm with banana and crocodile attachments.

Code	13696
Length	250cm
Colour	Light blue



Anti-allergy ESD-SAFE grounding bracelet with connecting cable, button ø10mm with banana and crocodile attachments.

Code	15598
Length	250cm
Colour	Black and bordeaux
Features	Anti-allergic



ESD-SAFE metallic grounding bracelet with connecting cable, button ø10mm with banana and crocodile attachments.

Code	13695
Length	200cm
Colour	black
Features	Male poussoir 4mm





Connecting cable for worktop coverage

Code	13721
Length	450cm
Colour	Black
Extremities	Male griffe poussoir and button F9,8 banana, R=1MW



Grounding point EBP BOX mounted under the worktop, connects the user and other EPA tools. Supplied with a 1,5mt cable. Equipped with 1M Ω resistance.

Code	16711
Description	<ul style="list-style-type: none"> 2 female buttons 4mm 2 male buttons 10mm



Socket for grounding. Allows to connect to ground through the electric grid. The socket is a schuko made out of yellow ABS.

Code	17138
Description	2 female buttons 4mm and 1 male 10mm button

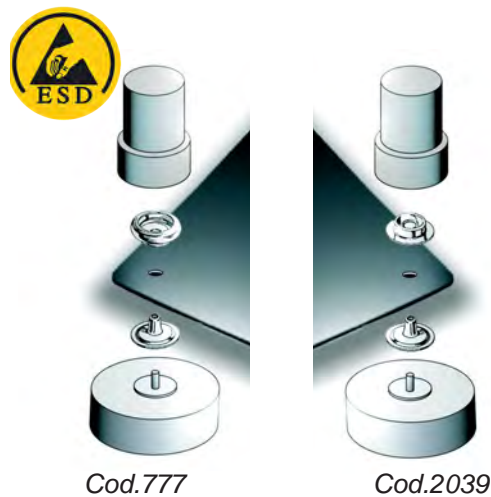


EBP grounding point (Earth Bonding Point) is used on EPA workbenches to connect worktop, bracelet and pavement. Each EBP node has a series of 1M Ω resistors and exit cable, 2 metres long. It must be grounded to work properly

Code	2550
Description	3 protected female buttons \varnothing 4mm

Connectors for mats to protect worktops. Female pousoir buttons and male, applicable on rubber mats.

Code	2039	777
Description	Male button ø10mm (2 parts)	Female button ø10mm (2 parts)



Reusable heelcover made out of rubber conductive tape. Connection with the user is made by putting the end of the tape inside the shoe.

Code	13694
Resistance	2MΩ



One time use heel cover used to ground mobile personnel. This model is very practical for visitors. Protective features last maximum one day.

Code	15599
Description	Heelcover 100pcs package





Antistatic pink pluriball roll. Allows an excellent protection for finished products. Ideal for packaging already protected materials.

- The wrap won't produce electrostatic charges during manipulation
- The ESD is dissipated on the surface stopping it from discharging on the electronic component.

Code	5228
Height	100cm
Length	200mt
Weight	25Kg
Colour	Pink



The modular workbench ideal for packaging departments,

ECO PLUS ESD-SAFE allows its user to safely pack sensitive components like PCBs and semi-finished electronics without worrying about ESDs related damage.

For a more detailed description turn back to page 77.



Name	ECO PLUS HIGH ESD-SAFE PACKAGING STATION
Code	21451
Worktop size	2000x800x1950mm
Shelf size	2000x350mm
Ground clearance	1000mm
Accessories	Pluriball holding bar; LED lighting; alimentazione 6 schuko
Maximum size pluriball roll	L 1650 x ø 850mm

Polyamide duct tape, used to protect areas not interested to soldering processes of PCBs. This type of siliconic adhesive doesn't leave residues.

- Diametre: 75mm
- Tape thickness: 0.06mm
- Temperature: 260°C max
- Length: 33mt

Code	Width
14175	6mm
13717	9mm
14173	12mm
18327	15mm
14174	19mm
15493	25mm



Duct tape dispenser Perfect to safely use duct tape without generating electrostatic charges. It's able to house rolls with a maximum width of 25mm and internal diametre of 75mm.

$R_s: 10^5 - 10^8 \Omega$

Code	Description
22000	Dispenser for ESD-SAFE duct tape





Dissipative brushes avoid risks of generating electrostatic charges and are particularly suited for cleaning boards with SMD or with high density of components. The brushes are made out of conductive plastic and animal bristles. The resistance from the bristles to the handle is less than $1 \times 10^8 \Omega$.

Code	Measures	Model
15603	30x65mm	Firm with curved handle



Code	Measures	Model
22349	215x45mm	Firm; Bristle-like



Code	Measures	Model
13709	9x32mm	Firm; toothbrush-like



Code	Measures	Model
15602	30x65mm	Firm with flat shape

EPA WORKBENCH KIT

It doesn't matter if you're a big or small company in the electronics field, investing in ESD protection is not only convenient but also repays over time. Maxder proposes an all-in-one solution to furnish inside your laboratory an **EPA**, giving you the best service, with a keen eye on today's standards. The offer has a **certified ESD-SAFE workbench** branded Maxder with a static dissipative worktop and painted with conductive epoxy powders , a **polyurethane chair** with conductive wheels, an **ESD-SAFE mat**, a **grounding node** for pavements, **30mt of copper duct tape**, **33mt of yellow duct tape** to delimit EPAs, a **white ESD-SAFE labcoat** and a **reusable heelcover**. The entirety of the material complies to IEC 61340-5-1 regulation.

Code	19373
------	-------



Heel cover



ESD-SAFE Labcoat



Copper tape



Grounding point

Code	14741
Description	Vinylab floor mat

Code	15464
Description	ESD-SAFE polyurethane chair

Code	9149
Description	Copper duct tape

Code	7707
Description	Grounding point for pavement

Code	19373
Description	ESD-SAFE kit for EPA setup

Code	18574G
Description	KE MEDIUM 1500 ESD workbench

Code	12621 - 12626
Description	ESD-SAFE white labcoat with pocket

Code	1882
Description	PVC tape with ESD protect

Code	13694
Description	reusable heelcover

WORKBENCH FOR EPA PREMIUM KIT

Instead of the previous kit, this one, cod. **17294**, is an antistatic workstation with LED lighting.

Code	17294
------	-------



Heel cover

ESD-SAFE labcoat

Copper tape

Grounding point

Code	14741
Description	Vinylab floor mat

Code	15464
Description	ESD-SAFE polyurethane chair

Code	9149
Description	Copper duct tape

Code	7707
Description	Grounding point for pavement

Code **17294**
ESD-SAFE kit
for EPA setup

Code	18578G
Description	KE MEDIUM 1500 ESD workbench

Code	12621 - 12626
Description	ESD-SAFE white labcoat with pocket

Code	1882
Description	PVC tape with ESD protect written

Code	13694
Description	reusable heelcover

Protection VS humidity

Dry cabinets

158-163

Dry cabinets with baking

161 and 163

Tools

164

Forced ventilation ovens and

fridges

165

Thermosealers

Vacuweld thermosealers

Thermosealer bags

166-168



WITH DRY CABINETS YOU PROTECT ELECTRONIC CIRCUITS FROM HUMIDITY


After being taken out of their Dry-Pack, sensitive electronic components are susceptible to moisture related damage. PCBs absorb surrounding moisture from the environment, and during soldering, said moisture can turn to vapour, damaging the component.

The best solution to protect **MSDs (Moisture Sensitive Devices)** is to use **dry cabinets**. Thanks to them, electronic components can be safely stocked after being taken out of their packaging in an environment with a RH (Relative Humidity) equal or less than 5%.

Dry cabinets create an environment ideal to stock MSDs, they comply to **IPC/JEDEC J-STD-033** regulations and are easy to use. Each model includes a portable hygrometre to control inside temperature and humidity.

Technical features of dry cabinets:

- Humidity range: < 5% guaranteed RH, Typical 2% RH
- Paint: Grey RAL7035 and ESD-SAFE
- Power: 230V
- Structure: 1,2mm steel with dissipative paint
- Doors: Hermetic closure with key, dissipative glass and handle.



The main points of our dry cabinets are:

- **Easy-to-use:** The user will never need to configure anything. After being plugged into a power outlet, the dry cabinet will bring itself automatically to 5% RH, reaching easily 2% RH.
- **Safety in case of sensor fault:** Dehumidifying modules work continuously and independently from any type of sensor. This way there's no risk of malfunctions due to sensor offset.
- **Easy calibration:** Inside the cabinet there's a portable hygrometre (Drylogger **cod.16512**) visible through the upper glass panel of the door. It can be sent for recalibration at any moment: the dry cabinet will keep working at its best.
- The portable tool **DryLogger** supplied with every dry cabinet allows to measure temperature and humidity in various points of the cabinet.
- **Modular structure:** Dehumidifying modules can be extracted from the cabinet in a couple of minutes using only a screwdriver. This allows for easy maintenance allowing a life cycle up to 20 years, as much as the metallic structure, making it a low environmental impact product.

DRY CABINET PRO 350Lt

Code	20839
Capacity (lt)	350
External measures (mm)	580x767
Height (mm)	895
Number of shelves	2
Shelf size (mm)	458x606
Shelf height (mm)	18
Average power draw	40W
Maximum power draw	250W
Weight (Kg)	47



Drylogger
Portable hygrometre included



DRY CABINET PRO 700Lt

Code	20764
Capacity (lt)	700
External measures (mm)	580x767
Height (mm)	1755
Door opening (mm)	520x755
Number of shelves	5
Shelf size (mm)	458x606
Shelf height (mm)	18
Average power draw	80W
Maximum power draw	500W
Weight (Kg)	90



Drylogger
Portable hygrometre included





DRY CABINET PRO 1400Lt

Code	20616
Capacity (lt)	1400
External measures (mm)	1100x740
Height (mm)	1700
Door opening (mm)	520x755
Number of shelves	5
Shelf size (mm)	1100x606
Shelf height (mm)	18
Average power draw	80W
Maximum power draw	500W
Weight (Kg)	178



Drylogger
Portable hygrometre included

If necessary extra shelves can be added.

Code	Measures	Ideal for models
20856	458x606x18h mm	20839, 20764
20857	1100x610x18h mm	20616

BAKING DRY CABINETS AT 40°C

Some dry cabinets have a version with an added baking function at 40°C. Thanks to this function it's able to proceed to the recovering phase of electronic components on reels, without ruining plastic packaging.

BAKING DRY CABINET 700Lt

Code	20859
Capacity (lt)	700
Measure (mm)	600x672
Height (mm)	1805
Number of shelves	5
Shelf size (mm)	555x530
Shelf height (mm)	20
Average power draw	80W without baking 330W with baking
Maximum power draw	500W without baking 1000W with baking
Weight (Kg)	128



Drylogger
Portable hygrometre included



BAKING DRY CABINET 1400Lt

Code	20858
Capacity (lt)	1400
External measures (mm)	1100x740
Height (mm)	1700
Number of shelves	5
Shelf size (mm)	1100x606
Shelf height (mm)	20
Average power draw	80W without baking 580W with baking
Maximum power draw	500W without baking 1500W with baking
Weight (Kg)	198



Drylogger
Portable hygrometre included





GHIBLI ADVANCED DRY CABINETS

The Advanced version of the dry cabinets optimises their use thanks to:

- an LED light inside the unit with a proximity sensor.
- A display integrated inside the frame to see in real time enviromental parameters.
- An Ethernet port for real-time reading of enviromental parameters and for warning management from a PC.

Code	22340	22339	22338
Capacity (lt)	350	700	1400
Measures (mm)	580x767	580x767	1160x767
Height (mm)	895	1720	1720
Number of shelves	2	5	5
Shelf size(mm)	510x606	510x606	1094x606
Shelf height(mm)	18	18	18
Average power draw (W)	40	80	80
Maximum power draw (W)	250	500	500
Weight (Kg)	56	118	178

DRY CABINETS WITH BAKING MODE AT 40°C

Some versions of the dry cabinets have the possibility to have a 40°C baking mode for components in order to start the recovering phase on coils without ruining the plastic packaging.

BAKING DRY CABINET

Code	22342	22341
Capacity (lt)	700	1400
Measures (mm)	580x767	1160x767
Height (mm)	1755	1755
Number of shelves	5	5
Shelf measures(mm)	510x606	1096x606
Shelf height(mm)	18	18
Average power draw (W)	80 without baking 330 with baking	80 without baking 580 with baking
Maximum power draw (W)	500 without baking 1000 with baking	500 without baking 1500 with baking
Peso (Kg)	128	198



Humidity and temperature indicator with alarm and **Datalogger**. Elegant and precise wall mounted indicator with a wide and visible display for showing humidity and temperature. It's equipped with an acoustic signal to warn when HIGH and LOW presets are surpassed. The tool sensor can stay attached to the display or positioned externally.




Code	19385	19244
Interface	USB	ETHERNET
LED display	190x190mm	
Memory	21600 pairs of RH and T	
Measures	Ø300x40mm	
Humidity	From 1 to 95% RH	
Temperature	From -20°C to +60°C	





The DryLogger (included in every dry cabinet) is the precision tool for measuring humidity and temperature. It is also equipped with a datalogger to measure environmental data to be later transferred to a computer.

Code	16512
------	-------



The professional trayholding rack made of stainless steel is usable inside dry cabinets. The rack can contain up to 10 trays

Code	20950	20949
Description	Frame without trays	Tray
Measures	570x515x445h mm	495x565x12h mm



Thanks to the Alarm box it's possible to set an alarm that activates when after a set amount of time humidity and temperature surpass a threshold. The Alarm Box has a LED light and buzzer that can be disabled.

Code	16227
------	-------



Forced ventilation oven suited for all thermostatic application that require particular precision (BAKING, COATING).


- External structure in treated steel with antiacid epoxy paint.
- Temperature control through digital thermoregulator P.I.D. to grant good stability.
- Temperature range from +5°C over enviroment to +280°C.
- Precision at 105°C: 1,5°C (VF), ±2°C.
- (VN It 40-120), ±3°C. (VN It.250-700).

Code	14823	14824	14825	14109	14826	14827	14293
INTERNAL MEASURES							
Nominal volume (lt)	40	60	80	120	250	400	700
Width (mm)	348	408	458	498	593	693	693
Depth (mm)	312	372	372	477	522	607	607
Height (mm)	367	422	472	512	797	980	1470
EXTERNAL MEASURES							
Width (mm)	686	746	796	836	956	901	901
Depth (mm)	515	570	570	680	730	815	815
Height (mm)	575	605	680	720	1025	1487	1977
Temperature control	Digital display						
Shelves supplied	1	2	2	2	2	2	3
Power draw (W)	700	1200	1200	1600	2500	3200	6000
Power (V)	230	230	230	230	230	230	400
Weight (Kg)	35	40	45	50	90	140	180

Refrigerated incubator



Code	14819	14820
INTERNAL MEASURES		
Nominal volume (lt)	120	250
Width (mm)	498	593
Depth (mm)	477	522
Height (mm)	473	790
EXTERNAL MEASURES		
Width (mm)	836	956
Depth (mm)	710	760
Height (mm)	1232	1580
FEATURES		
Temperature control	Digital display	
Shelves supplied	2	2
Power draw (W)	900	1400
Frigorie in W at +5°C	197	200
Power (V)	230	230
Weight (Kg)	80	120



Strong points of **20238** and **20239** thermosealers:

- Works well with both smooth and embossed bags
- The motorised counterpart doesn't have enough pressure to accidentally hurt the user's hands
- Wide opening to insert bags
- No struggle to start the sealing cycle
- The vacuum pump works in dry conditions and doesn't need maintenance.

Thermosealer with external suction for EPAs

available in two versions: manual and motorised, distinguishable thanks to the closing mechanism to start the sealing process. Thanks to this thermosealer with great value for money it's possible to seal bags of whatever length. The degree of vacuum is visually evaluated by the user.

Code	20238
Mechanism	Manual
Sealing length	450mm
Sealing bars	2x6mm
Vacuum pump	5m ³ /h in dry conditions
Noise level	<65dBA
External size	490x390mm
Height	220mm
Power	230V 50Hz 2KW



VACUWELD, suggested for EPAs has been studied to avoid formation of electrostatic charges: stainless steel structure, aluminium lid and conductive wheels. Digital programming of vacuum with a sensor inside the vat.

Code	12256	13124
Maximum level of vacuum	98%	
Sealing length	450x5mm	
Vacuum pump	oil bath, 20m ³ /h	
Vat capacity	450x500x90h mm	
Power	230V 50Hz 2Kw	
Inert gas injection	NO	YES
Using an oil pump allows to have a higher degree of vacuum.		

VACUWELD thermosealer

Code	11031
Maximum level of vacuum	90%
Sealing length	460x10mm
Vat capacity	500x600x100h mm
Air usage	6nl/s at 6ATM
Power	230V 50Hz 1Kw
Using a compressed air pump (Venturi effect), reduces to a minimum noise level, vibrations and heating.	



Shielding bags EMI/RFI maintain vacuum and create a protective barrier against humidity and moisture. Realised with a metallic multilayered film, used to package products with thermosealers.

Code	Product
3644	Clay drying packets 100pcs
2751	Moisture indicator strips 500pcs



ESD-SAFE barrier bags

- Thickness: **85µm**
- Film complies: MIL-B-81705C class1 TC1 SBM356
- $R_s < 1 \times 10^{11} \Omega$
- Electrostatic decay: <0,1sec
- 100 pcs package

ESD-SAFE barrier bags
J-STD-033 regulation doesn't require a vacuum seal of the dry pack. It can be used though to compact packaging but it is suggested to keep a little gap.

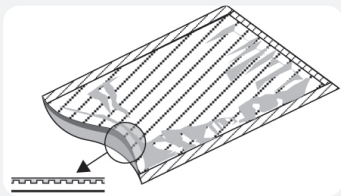
- Thickness: **150µm**
- Film conformity: JEDEC-STD-033
- $R_s < 1 \times 10^{11} \Omega$
- Electrostatic decaying time: <0,1sec
- 100 pcs package

Code	Short side opening (mm)	Thickness
3644	100x660	85µm
2751	150x660	85µm
12026	200x250	85µm
2818	250x660	85µm
11822	400x400	85µm
3645	400x660	85µm
9835	450x450	85µm
3646	450x660	85µm

Codice	Apertura sul lato corto (mm)	Spessore
15225	100x660	150µm
13852	150x660	150µm
13853	200x250	150µm
15226	250x660	150µm
15228	400x400	150µm
13854	400x660	150µm
15229	450x450	150µm
14214	450x660	150µm

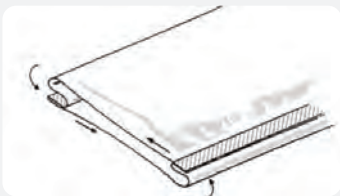
EMBOSSED BARRIER BAGS

These barrier bags are used for external sealing, they're purposefully made with a knurling to facilitate air extraction.



SMOOTH BARRIER BAGS

They're normally used with internal suction machines (bell machines). Smooth barrier bags for electronics are dissipative and have EMI/RFI shielding properties. In order to use them with external suction machines, offset the borders to create two little suction canals.




NON-ESD BARRIER BAGS

Short side opening (mm)	Embossed 85µm (codice)	Smooth 95µm (codice)
150x200	15215	15218
150x300	15216	15219
200x300	12425	15220
250x350	12151	15221
250x600	15217	15222
300x400	12024	15223
400x600	12150	15224
Tubular 200x6m	12308	
Tubular 300x6m	12307	



Barrier bag sealed with some air residue.



Barrier bag sealed with excessive vacuum.

Soldering

Introduction

170-171

Soldering & Desoldering

172-180

Hot air desoldering

181-185

Preheating plates

186

Handle and cartridges

187-192



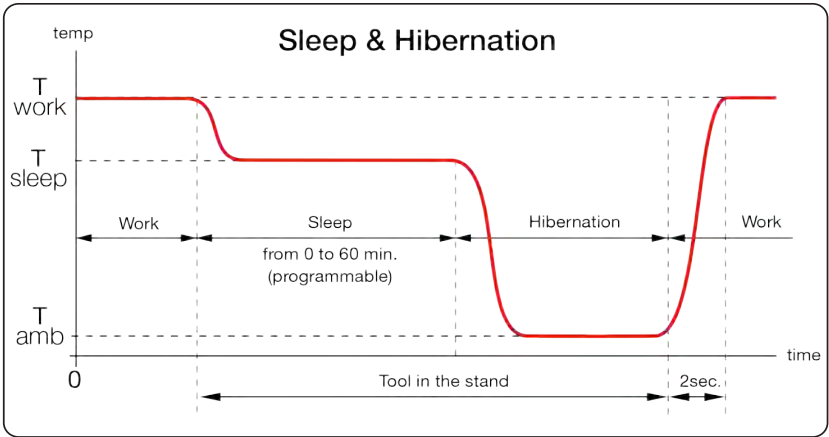
INTELLIGENT HEATING MANAGEMENT

The stations have a built-in Sleep & Hibernation mode that extends cartridges' life up to 5 times, reducing automatically the tool's temperature when placed on its support.

SLEEP & HIBERNATION

Sleep mode reduces automatically the cartridge temperature between 180°C and 200°C immediately after the tool is placed on the support.

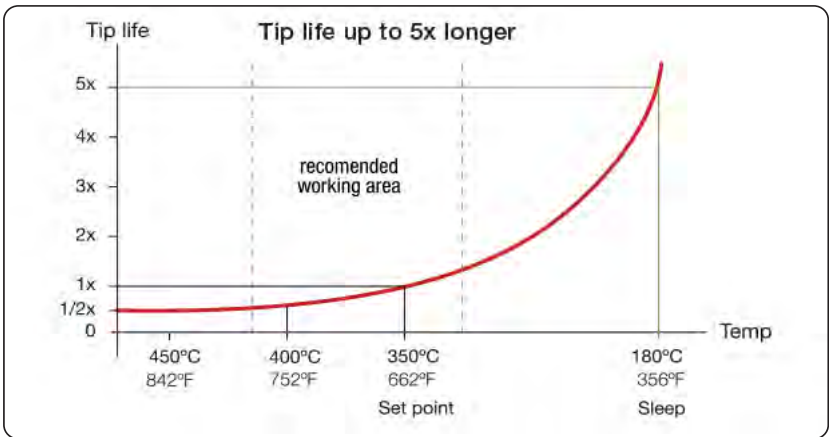
The station enters Hibernation mode when the preset time in Sleep mode has elapsed: the power is cut and the cartridge returns to room temperature.



MORE CARTRIDGE LIFE

The cartridge's life exponentially improves by using a lower soldering temperature, as seen in the graph below.

Thanks to the exclusive heating system and intelligent heating management (Sleep & Hibernation), the cartridges last 5 times more than other brands.



1 **DISPLAY**

The User Friendly menu allows to set maximum temperature, check user data, block the station with a PIN and program Sleep & Hibernation modes.

2 **ADJUSTABLE**

JBC stations are designed to adapt to the user's work position. The tool's support and the cable holder are easily adjustable.

3 **QUICK CARTRIDGE CHANGE**

Save time and improve productivity with JBC cartridge changer. It allows to rapidly and safely swap cartridge while the station is in function.



4 **CARTRIDGE CLEANING MODULE**

Compact stations have at their disposal a cartridge cleaner with antispash rubber cover. This system avoids particles of soldering flying around the work area and making it dirty while cleaning the cartridge. The system offers 3 different methods of cleaning based on use: metallic wool, sponge or a metallic brush.

5 **STATION - PC COMMUNICATION**


Through a USB port it's possible to update the station's software, create graphs of soldering process, manage and monitor parameters via PC.



SMART SOLDERING STATION

Composition: CDE unit, T245 handle.

Cartridge not included.

Code	19777
Temperature	from 90°C up to 450°C
USB-B	PC software / firmware
Peak power draw	150W - 23.5 V
Working temperature	from 10°C up to 50°C
Measures	170x176x145mm
ESD-SAFE	YES 



Supported cartridges:

- C245 (pg.190/191)

SOLDERING ASSISTANT HELPS IMPROVE YOUR ABILITY

This new operative system is able to compare new solders with one previously registered. The user receives instantaneous feedback from the station with a coloured indicator to judge the process.

**The target percentage can be easily customised.*

0-60%

61+%

USER-FRIENDLY MENU

The updated interface allows its user to easily set the station's parameters. Imposta la configurazione più adatta per ottenere la miglior qualità di saldatura in pochi passi.




SOLDERING STATION

Composition: CD unit, T245 handle.

Cartridge not included.



Code	20739
Voltage	230V
Peak power draw	130W
Temperature	90-450°C
Communication port	USB
ESD-SAFE	YES 
Handle	T245



Supported cartridges:

- C245 (pg.190/191)




PRECISION SOLDERING STATION

Composition: CD unit, T210 handle.

Cartridge not included.



Code	20740
Voltage	230V
Peak power draw	40W
Temperature	90-450°C
Communication port	USB
ESD-SAFE	YES 
Handle	T210



Supported cartridges:

- C210 (pg.189)






REWORK STATION WITH PLIERS AND HANDLE

Composition: DDE unit for 2 tools, AM120 adjustable micropliers, T210 handle, T210 and T245 support, AM120 and PA120 pliers support, SCH cartridges support.

Cartridges not included.

Code	21950
Peak power draw	150w per tool
Temperature	90-450°C
Communication ports	USB-A, USB-B
Robot port	RJ12 RS-232 protocol
ESD-SAFE	YES 



Supported cartridges:


- C120 (pg.188)
- C210 (pg.189)



SOLDERING STATION WITH MICROPLIERS

Composition: CDP unit, AM120 micropliers.

Cartridge not included.

Code	20742
Voltage	230V
Peak power draw	80W
Temperature	90-450°C
Communication port	USB
ESD-SAFE	YES 




Supported cartridges:

- C120 (pg.188)

NANO STATION WITH TWO NANO HANDLES

Composition: NAE unit, x2 NT115 nano handles, C115101, C115103, C115105, C115107, C115112, C115113 cartridges and P405 pedal.

Code	16307
Voltage	230V
Peak power draw	14w per tool
Temperature	from 90°C to 450°C
Communication port	USB-B and USB-A
Robot port	RS-232 protocol
ESD-SAFE	YES 




Supported cartridges:

- C115 (pg.187)



NANO STATION WITH MICROPLIERS AND NANO HANDLE

Composition: NAE unit, AN115 micropliers, NT115 nano handle, C115101, C115103, C115105, C115107, C115112, C115113 cartridges and P405 pedal.

Code	19375
Voltage	230V
Peak power draw	14w per tool
Temperature	90-450°C
Communication port	USB-B and USB-A
Robot port	RS-232 protocol
ESD-SAFE	YES 



Supported cartridges:

- C115 (pg.187)






DESOLDERING STATION WITH ELECTRIC PUMP

Composition: DDE control unit for 2 tools, MSE desoldering module, T245 and DR560 handles, ADS and DRS supports, SCH cartridges support.

Cartridges not included.

Code	21355
Voltage	230V
Peak power draw	150W per tool
Temperature	90-450°C
Communication port	USB-B and USB-A
Robot port	RJ12 RS-232 protocol
Suction	75% / 570 mmHg
Airflow	9 SLMP
ESD-SAFE	YES 



Supported cartridges:

- C245 (pg.190/191)
- C560 (pg.191)




Supported cartridges:

- C120 (pg.188)
- C210 (pg.189)
- C245 (pg.190)
- C560 (pg.191)

REWORK SOLDERING STATION, 4 CONTEMPORARY TOOLS USE


Composition: DME unit (4 tools unit), MSE desoldering unit, AM120 micropliers, T210 precision handle, T245 handle, DR560 desoldering handle, 2 supports per handle, 1 pliers support, 1 desoldering handle support, 1 P405 pedal, 1 SCH cartridges support.

Cartridges not included.

Code	19786
Voltage	230V
Peak power draw	160W per tool
Temperature	90-450°C
Suction (at 6 bar)	75% / 570 mmHg
Airflow (at 6 bar)	9 SLMP
Connectivity	USB-A, USB-B, LAN, ROBOT
ESD-SAFE	YES 

COMPACT STATION AUTO FEED SOLDERING STATION

Composition: CA unit, AP250 manual soldering handle.
Cartridge not included.

Code	20741
Voltage	230V
Peak power draw	130W
Temperature	90-450°C
Communication port	USB
ESD-SAFE	YES 




Supported cartridges:

- C250 (pg.189)



AUTO FEED SOLDERING STATION

Composition: SF unit, SF280 handle, guide kit.
Cartridge not included.

Code	18381
Reel capacity	Up to 1kg
Wire diameter	1mm
Voltage	230V
Maximum supplying speed	120m/s
Operative temperature	10-40°C
Connectivity	USB-B, peripherals, RJ12 RS-232 protocol
ESD-SAFE	YES 



Supported cartridges:

- Guide kit SF280

Code	12137	8517	12858
Ø	1mm	0,7mm	1mm
Peso	0,5kg	0,5kg	0,05kg
Composition			
Sn	±99,2%	±99,2%	99%
Cu	±0,7%	±0,7%	0,7%
Ag	0	0	0,3%
Sb	0,15%	0,15%	0
Fe	0,03%	0,03%	0
Bi	0,05%	0,05%	0
Pb	0,035%	0,035%	0

SOLDERING TIN WIRE

Soldering tin with Ø1mm or Ø0,7mm.



cod.12137



cod.8517



cod.12858



AUTO FEED SOLDERING STATION WITH BUTTON

Composition: ALE control unit, ALE250 handle, ALES support, C250403 cartridge, GALE10V guide kit, cartridge holder, pedal and pliers for cartridge extraction.

Code	21372
Voltage	230V
Peak power draw	150w
Temperature	90-450°C
Wire diameter	1mm
Supplying wire length	1-250mm
ESD-SAFE	YES
Measures	235x170x112mm



Punte supportate:

- C250 (pg.189)



HIGH TEMPERATURE WIRE PEELER

Composition: WS control unit, WS440 high temperature pliers, WSBT pliers support, SCH cartridges support and pliers cartridges support.

Code	19944
Peak power draw	75W
Temperature	800 °C
Connectivity	USB-B
ESD-SAFE	YES



Supported cartridges:

- W440



SOLDERING STATION FOR PROLONGUED HIGH TEMPERATURE WORK

Composition: HDE control unit, T470F handle, HDS support for T470 handle, SCH cartridges support.

Cartridges not included.



Supported cartridges:

- C470 (pg.192)

Code	14224		
Peak power draw	250W	Robot port	RJ12 RS 232 protocol
Temperature	90-500°C	ESD-SAFE	YES
Communication port	USB-B and USB-A		

WORK WITHOUT THE NEED OF A CABLE

This brand new soldering station is the first of its kind in the JBC products line-up. It's able to reach 350°C in less than 3 seconds and is able to complete up to 500 solders with just one charge. The expansion kit enables to use 2 handles in order to have a continuous workflow.


Features:

- Charger included in the stand
- Safety cap to safely move the handle
- B-Iron app to configure and control the system;
Alternatively it's possible to download the app on your own device

BATTERY-POWERED SOLDER STATION

Composition: B-500 handle, C210001 cartridge, PDS portable display and B1596 safety cap



Code	22244
Voltage	230V
Peak power output	15W
Temperature	100-450°C
Communication ports	Bluetooth Low Energy
ESD-SAFE	YES 



Supported cartridges:


- C210 (pg.189)



BATTERY-POWERED SOLDER STATION WITH TWO HANDLES

Composition: 2x B-500 handles, 2x C210001 cartridges, PDS portable display and B1596 safety caps



Code	22285
Voltage	230V
Peak power output	24W
Temperature	100-450°C
Communication	Bluetooth Low Energy
ESD-SAFE	YES 



Supported cartridges:

- C210 (pg.189)





BATTERY-POWERED NANO STATION

Composition: B-NANO handle, C115101 cartridge, BCB charging base, PDS portable display and B1596 safety cap.

Code	22435
Voltage	230V
Peak power output	15W
Temperature	200-450°C
Communication port	Bluetooth 4.2
ESD-SAFE	YES



Supported cartridges:

- C115 (pg.187)



BATTERY-POWERED NANO STATION WITH TWO HANDLES

Composition: 2x B-NANO handles, 2x C115101 cartridges, BCB charging base, PDS portable display and B1596 safety caps.

Code	22436
Voltage	230V
Peak power output	15W
Temperature	200-450°C
Comunicazione	Bluetooth 4.2
ESD-SAFE	SI



Supported cartridges:

- C115 (pg.187)



QUICK AND SAFE DESOLDERING WITH HOT AIR STATIONS

With the exclusive system using hot air and a wide array of extractors/protectors it's possible to rapidly desolder while protecting surrounding components and while concentrating heat on the selected one.

POSITION

Choose the extractor, tripod, and protector that adapts best to the component.



HEATING

While the station applies heat on the chosen pins, surrounding elements are protected.



EXTRACT

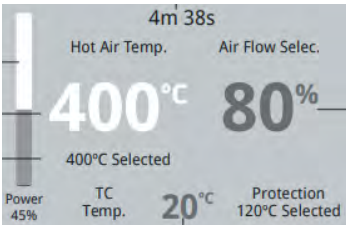
Thanks to the extractor the desoldered component is automatically extracted.



CONTROL OF AIRFLOW AND TEMPERATURE

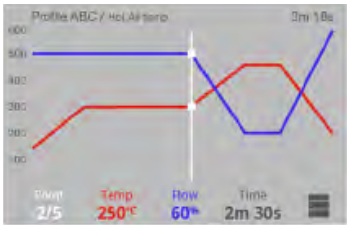
MANUAL MODE

This mode allows the user to set various temperatures and airflows based on the task at hand.



PROFILE MODE

This mode allows the user to set or modify up to 25 airflow and temperature profiles.



THERMOCOUPLE CONTROL


Reading temperature in a specific point helps to protect the circuit and the component in the work area. Adjust and control temperature with more precision.





HOT AIR PRECISION STATION


Composition: JTSE hot air unit, TET handle, TES handle support, thermocouple, tripod ø39mm, ø85, 3 nozzle types ø3, ø4, ø5, extractors 20x20mm, 20x26mm, 24x24mm, protectors 10x10mm, 12x17mm, 12.5x12.5mm, 15x15mm, 17x17mm, tool holder.

Code	18412
Voltage	230V
Nominal power	300W
Temperature	150-450°C
Communication port	USB-A and USB-B
Airflow	2 - 17 SLPM
Suction	30%/228 mmHg
ESD-SAFE	YES 



HOT AIR STATION WITH PROTECTORS AND EXTRACTORS


Composition: JTSE hot air unit, JT handle, JTS handle support, thermocouple, tripod ø39mm, ø85, 3 nozzle types, extractors 20x20mm, 20x26mm, 24x24mm, protectors 10x10mm, 12x17mm, 12.5x12.5mm, 15x15mm, 17x17mm, tool holder.

Code	18331
Voltage	230V
Nominal power	700W
Temperature	150-450°C
Communication port	USB
Airflow	5 - 50 SLPM
Suction	30% / 228 mmHg
ESD-SAFE	YES 



HOT AIR STATION FOR PRECISE WORK

Composition: control unit, NH precision handle, NHS handle support, 3 nozzles, P405 pedal, T260, SCH cartridges support.

Code	20451
Voltage	230
Nominal power	70W
Temperature	150 - 450 °C
Communication ports	USB-A, USB-B, RJ12
Airflow	0.15 - 2.5 SLPM
Suction	53% / 397 mmHg
ESD-SAFE	YES 



Protector

A must have in every desoldering work, the protector concentrates heat in the desired area and at the same time protects surrounding components.

Code	Measures
4460	10x10mm
4462	12,5x12,5mm
4461	12x17mm
4463	15x15mm
4464	17x17mm
8435	9,5x19mm
8436	13,5x21,5mm
17509	31,5x31,5mm



Extractor with tripod

Used with the protector, the tripod with extractor allows to easily remove the desoldered component.

Code	Measures
4470	Ø39mm
14500	Ø85mm



Extractor and protector

Unites the function of the protector to that of the extractor. The moment the component is desoldered, the extractor will automatically remove it from the PCB.

Code	Measures
4465	20x20mm
4466	20x26mm
4468	27x27mm
4469	33x33mm
4467	24x24mm
6052	31.5x31.5mm
9897	28.5x28.5mm

Nozzles

They direct heat to the designated area, improving the desoldering hot air station's handle protection towards adjacent components.



Code	Ø
16883	3mm
16884	4mm
16885	5mm

Code	Ø
16880	3mm
16881	4mm
16882	5mm

Code	Ø
9101	6mm
17997	8mm


Code	Ø
9100	8mm

Code	Ø
17518	10x2mm


MULTIFUNCTION HOT AIR STATION

Studied to satisfy every soldering and desoldering need. Composed of 3 modules that allow to carry out all major repair tasks:

- **HOT AIR:** desolders rapidly and cleanly, concentrating heat on the pins, protecting the rest of the PCB.
- **DESOLDERING:** cleans the circuit through the desolderer with electric vacuum pump.
- **SOLDERING:** of all components with intelligent heat management thanks to Sleep & Hibernation modes.




Customise parameters of the station based on your necessities.




Register total and partial time for each working mode.




Connect station ports to pedals and modules.



Set parameters for each tool to automatically apply them.



Visualise in real time tip temperature and power delivered.




Manage your stations via PC or update its software.



COMPLETE REWORK SYSTEM WITH ADJUSTABLE ARM

Composition: JTSE hot air station, PHSEK preheating plate, adjustable arm for PHSE.

Code	20275
Hot air unit nominal power	700W
JT temperature	150-450°C
Airflow	5 - 50 SLPM
Suction	30%/ 228 mmHg
Preheating plate nominal power	600W
Preheating plate heating area	65x135mm (1 zona) 130x135mm (2 zone)
PHSK temperature	50-250°C
ESD-SAFE	YES 



MULTIFUNCTION REWORK STATION WITH ELECTRIC PUMP

The fastest, safest and most complete unit for soldering and rework tasks, hot air included. This product consists of stackable modules and all necessary accessories to improve efficiency while still having an easy-to-use interface.

Composition: JTSE hot air unit, DDE soldering and desoldering control unit, MSE electric desoldering unit, JTT tools, T245 handle, DR560 desolderer, supports for tools ,T260, SCH cartridge support, kit of extractors.



Supported cartridges:

- C245 (pg. 188-189)
- C560 (pg. 189)

Codice	21948
Voltage	230V
DDE unit power	150W per tool
Nominal JT power	700W
JT unit temperature	150-450°C
DDE unit temperature	90-450°C
JT unit vacuum	30%/228 mmHg
MSE unit vacuum	75%/570 mmHg
MSE airflow	9 SLMP
JT airflow	5-50 SLMP
Robot port	RJ12 RS-232 protocol
Communication port	USB-A and USB-B
ESD-SAFE	YES


PREHEATING PLATES


Reach maximum soldering quality without thermal stress thanks to preheating plates for PCBs. It allows to operate with 1 or 2 different work areas. The support allows to position PCBs based on the user's preferences.



NANO PREHEATING PLATE


Composition: preheating plate, console, PSN NANO support for PCB, 2 PH218 thermocouples, 1 roll of Kapton tape

Code	20805
Power	300W
Temperature	50-250°C
Area measures	108x70mm
Connectivity	USB-A and USB-B, Aux and Pedal
ESD-SAFE	YES 



LARGE PREHEATING PLATE


Composition: preheating plate, console, 1 PSB support for PCB, 2 PH218 thermocouples, 1 roll of Kapton tape.

Code	20391
Power	1800W
Temperature	50-250°C
Area measures	1 Zone 180x277mm 2 Zones 360x277mm
Connectivity	USB-A and USB-B, Aux and Pedal, RS-232
ESD-SAFE	YES 



EXTRA-LARGE PREHEATING PLATE

Composition: preheating plate, console, 1 PSX XL support, 3 PH201 supports, 3 PH202 supports, 3 PH203 supports, 3 PH218 thermocouples, 1 roll of Kapton tape.

Code	20806
Power	5400W
Temperature	50-250°C
Area measures	1 Zone 255x203mm 6 Zones 510x610mm
Connectivity	USB-A and USB-B, Aux and Pedal, RS-232
ESD-SAFE	YES 



Code	19823
Description	Nano pliers
Compatible	C115 cartridges



Code	19522
Description	Adjustable nano pliers
Compatible	C115 cartridges



Code	19735
Description	Nano handle
Compatible	C115 cartridges

C115

C115-126	C115-101	C115-103	C115-106	C115-107	C115-124	C115-118	C115-115
C115-105	C115-110	C115-116	C115-117	C115-108	C115-125	C115-113	C115-114
C115-111	C115-112	C115-120	C115-109	C115-127	C115-128		
C115-213	C115-221	C115-222	C115-214	C115-223	C115-211	C115-212	



Code	16527
Description	Thermic micro pliers
Compatible	C120 cartridges



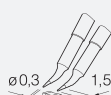
Code	19839
Description	Adjustable micro pliers
Compatible	C120 cartridges

C120

Chips components



C120-002



C120-902



C120-006



C120-004

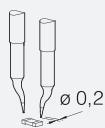


C120-012

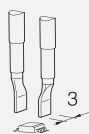


C120-011

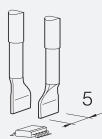
Dual in Line



C120-001



C120-003

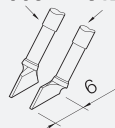


C120-005

C120-007 C120-008



C120-009 C120-010



Code	12857
Description	Thermic pliers
Compatible	C420 cartridges



Code	19943
Description	Adjustable thermic pliers
Compatible	C420 cartridges

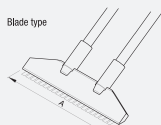
C420

Chips Components



C420-271 A = 1.5 mm
C420-272 A = 2.6 mm

Blade type



C420-283 A = 50 mm

QFP & PLCC



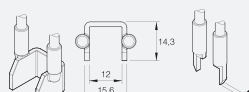
C420-280 A = 11.0 mm
C420-279 A = 8.0 mm

Dual in Line



C420-285 A = 22.0 mm
C420-278 A = 20.0 mm
C420-277 A = 15.0 mm
C420-276 A = 10.0 mm
C420-275 A = 8.0 mm
C420-274 A = 6.0 mm
C420-273 A = 4.0 mm

CUSTOMIZED



C420-286

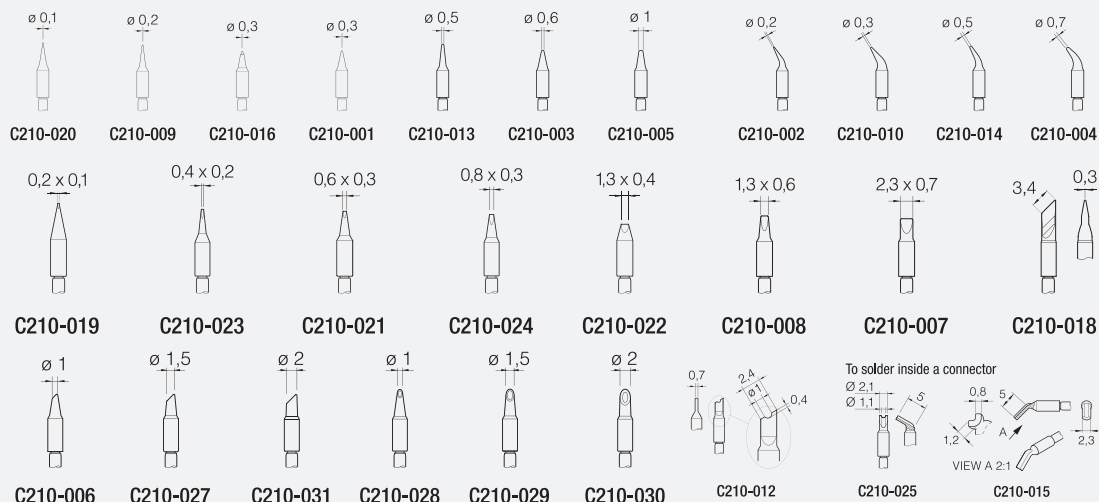
C420-287



Code	12685
Description	Precision handle
Compatible	C210 cartridges

Code	16787
Description	Blue precision handle
Compatible	C210 cartridges

C210

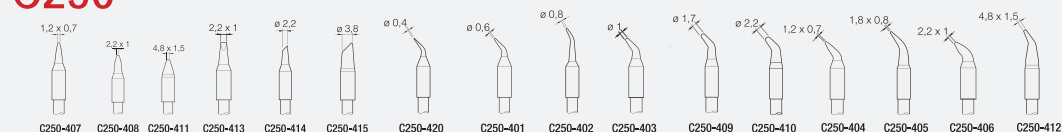


Code	18829
Description	Pistol with tin intake
Compatible	C250 cartridges



Code	21418
Description	Handle with tin intake
Compatible	C250 cartridges

C250



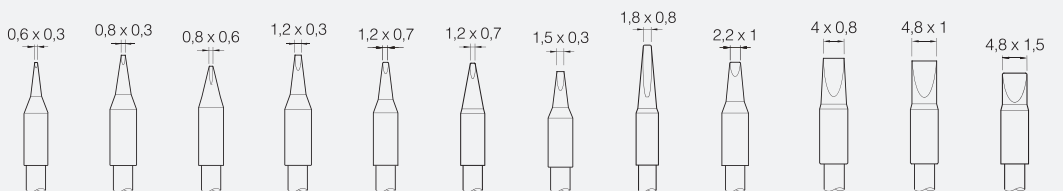


Code	12671
Description	Soldering handle
Compatible	C245 cartridges

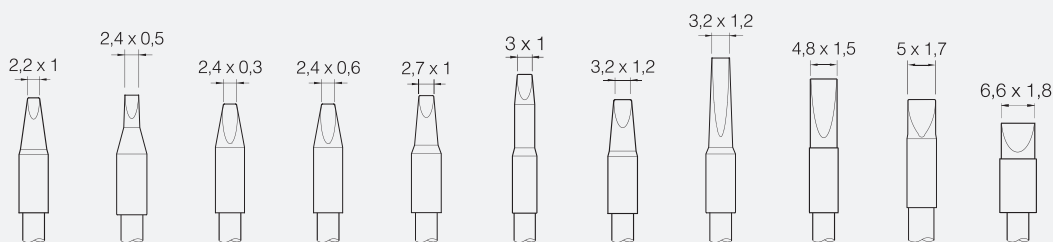
Code	16681
Description	Blue soldering handle
Compatible	C245 cartridges

Code	19822
Description	Nitrogen handle
Compatible	C245 cartridges

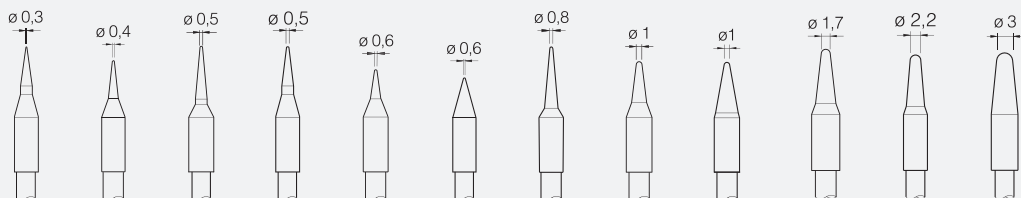
C245



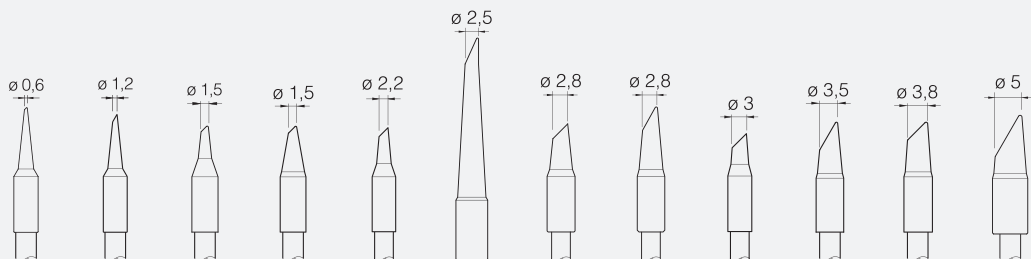
C245-731 C245-773 245-673* C245-742 C245-774 C245-906 C245-406 C245-768 C245-944 C245-907 C245-844* C245-807* C245-755 C245-756 C245-908 C245-808*



C245-407 C245-759 C245-770 C245-741 C245-729 C245-061 C245-911 C245-775 C245-708 C245-069 C245-966 C245-261* C245-811* C245-866*

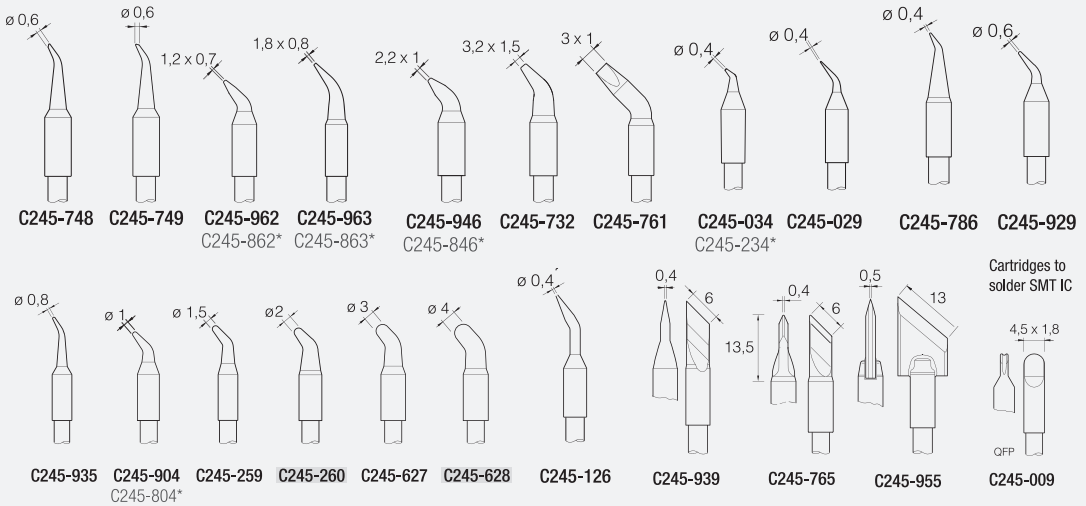


C245-030 C245-032 C245-036 C245-930 C245-001 C245-937 C245-957 C245-903 C245-403 C245-943 C245-933 C245-107 C245-201* C245-803*

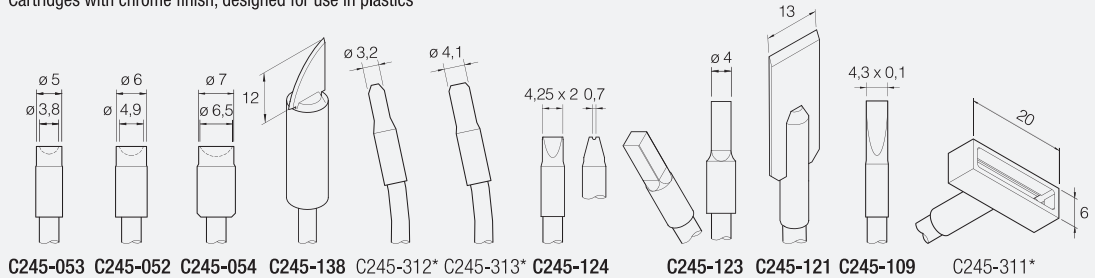


C245-747 C245-710 C245-905 C245-405 C245-945 C245-795 C245-784 C245-793 C245-912 C245-056 C245-951 C245-766 C245-845* C245-812* C245-256*

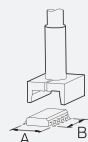
C245



Cartridges with chrome finish, designed for use in plastics

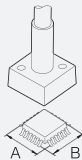


Dual in Line



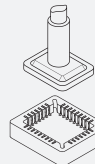
C245-226* A = 15,2 B = 29,0
 C245-215* A = 9,6 B = 18,0
 C245-304* A = 9,6 B = 15,0
 C245-305* A = 9,6 B = 12,0
 C245-306* A = 9,6 B = 10,0
 C245-222* A = 7,1 B = 13,0
 C245-303* A = 6,5 B = 06,0
 C245-221* A = 5,4 B = 10,0
 C245-250* A = 5,4 B = 08,0
 C245-220* A = 5,4 B = 06,0

QFP y PLCC



C245-227* A = 17,5 B = 17,5
 C245-315* A = 15,0 B = 15,0
 C245-228* A = 12,4 B = 15,0
 C245-224* A = 12,0 B = 12,0
 C245-223* A = 08,5 B = 08,5

For PLCC Sockets



C245-247*
 N. of contact positions = 44
 A = 17,0
 B = 17,0

C245-248*
 N. of contact positions = 32
 A = 11,9
 B = 14,5

Blade type



A
 C245-792 A = 40
 C245-776 A = 37
 C245-949 A = 32
 C245-913 A = 21
 C245-752 A = 15
 C245-914 A = 10

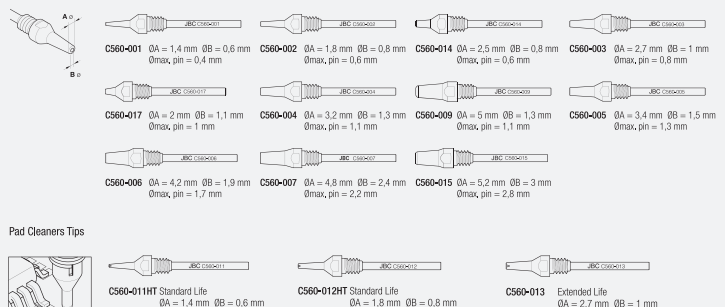
Chip Components



C245-019 A = 4,5
 C245-018 A = 3,4
 C245-017 A = 2,2
 C245-016 A = 1,9



C560



Pad Cleaners Tips



Code	12740
Description	Desoldering handle
Compatible	C560 cartridges



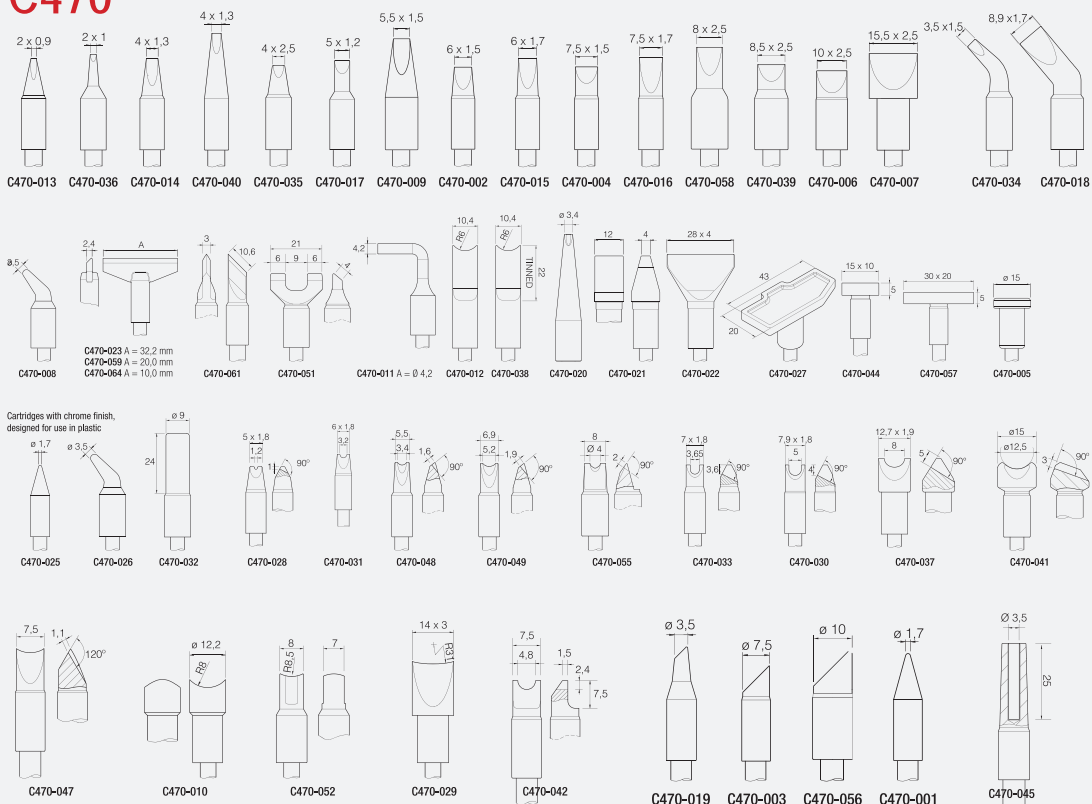
Code	13426
Description	Handle for intensive soldering
Compatible	C470 cartridges

Code	20493
Description	Handle for intensive soldering with 3 metres cable
Compatible	C470 cartridges

Code	20494
Description	Handle for intensive soldering with improved grip
Compatible	C470 cartridges

Code	19993
Description	Handle for intensive soldering with foam grip
Compatible	C470 cartridges

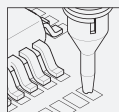
C470



C360



Pad Cleaners Tips



C360-011
 $\varnothing A = 1 \text{ mm}$
 $\varnothing B = 0,6 \text{ mm}$

C360-012
 $\varnothing A = 1,2 \text{ mm}$
 $\varnothing B = 0,8 \text{ mm}$

C360-013
 $\varnothing A = 1,4 \text{ mm}$
 $\varnothing B = 1 \text{ mm}$

C360-014
 $\varnothing A = 1,6 \text{ mm}$
 $\varnothing B = 1,2 \text{ mm}$

Code	12661
Description	Desoldering handle
Compatible	C360 cartridge

Fumes extraction

Soldering extractor

194-196

Cab extractors

197

Accessories

198

Laser extractors

199-201

Dust extractors

203

New Operative System

204-205



LIGHTWEIGHT FUMES EXTRACTOR FOR SOLDERING

7578 and 7579 filtering units have been designed to extract fumes generated during manual soldering in electronics. This portable system is supplied with an extraction arm and an installation kit containing everything necessary to easily support the user during soldering. The compact size and easy installation allows it to follow the user in case of position changes. Low noise levels and total filtering are ideal aspects for companies that need to skillfully manage production needs.



TECHNICAL FEATURES

- Airflow insulation, jointed top
- ESD-SAFE 50mm self supporting extraction arm, 790mm in length
- Double table bracket for arms anchoring
- Light indicator for saturated filter
- HEPA filtering efficiency 99,997%

Code	7578
Voltage	230V
Measures	420x260x260h mm
Material	Steel; powder painted
Airflow / Pressure	90m³/20mbar
Noise levels	<54dBA
Weight	10Kg
Arm diametre	50mm
Tube's length	3mt
N° of users	1
Filter efficiency	99.997% HEPA
Applications	Extraction through arms, Extraction at the tip, glueing, PCB protection, soldering crucibles, refusion ovens, rework, soldering, LEAD-FREE

Replacement filters	
HEPA filter code	7631 (main filter)
Prefilter code	7630



TECHNICAL FEATURES

- Airflow insulation, jointed top
- ESD-SAFE 50mm self supporting arm, 790mm in length
- Double table bracket for anchoring arms
- Light indicator for saturated filter
- HEPA filtering efficiency 99,997%

Code	7579
Voltage	230V
Measures	380x260x260h mm
Material	Steel; powder painted
Airflow / Pressure	180m ³ /30mbar
Noise level	<55dBA
Weight	10Kg
Arm's diametre	50mm
Tube length	5mt
N° of users	2
Filter efficiency	99.997% HEPA
Applications	Extraction through arms, Extraction at the tip, glueing, PCB protection, soldering crucibles, refusion ovens, rework, soldering, LEAD-FREE



Replacement filters	
HEPA filter code	7631 (main filter)
Prefilter code	7630

The V250 system can be integrated into our KB EVO. In the example below the system can be used simultaneously by two users all at the same workstation.



Would you like to see a real application of this unit while optimising the available space in your lab? turn to page 200 and see the solution.

FUMES EXTRACTOR FOR SOLDERING

Centralised fumes extractor for LEAD FREE soldering work. This extraction system combines a high filtration capacity to a powerful extraction of fumes. The unit has 3 different filtering phases, a display with filter wear and a silent overall system.

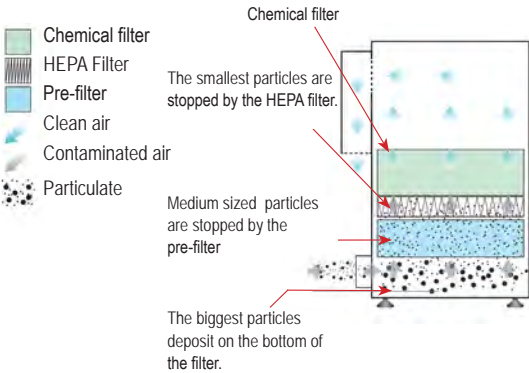


TECHNICAL FEATURES

- High airflow and pressure
- 3 phases filtration system
- Digital speed control
- DeepPleat prefilter
- Digital display for filter wear
- Silent
- Long lasting filter with low maintenance costs

Code	11876
Voltage	230V
Measures	590x375x415h mm
Material	Steel; powder painted
Airflow / Pressure	350m³/hr / 96mbar
Noise level	<60dBA
Weight	35Kg
Electric data	90-257v 1ph 50/60Hz at full current: 12.5 amps/ 1.1kw
Certification	CE
Filter efficiency	99.997%
Application	Extraction through arms, Extraction at the tip, glueing, PCB protection, soldering crucibles, refusion ovens, rework, soldering, LEAD-FREE

AIR CYCLE THROUGH THE FUMES EXTRACTION UNIT



Replacement filters

HEPA filter code	18588 (main filter)
Prefilter code	17793

TECHNICAL FEATURES

Maximum number of usable 32mm arms	7
Maximum number of usable 50mm arms, cabs or trays	5
Maximum number of usable 75mm arms, cabs or trays	2

FUMES EXTRACTOR CAB FOR ELECTRONIC WORK

Cab filtering systems are used complying to the latest normatives in air filtration. The new design allows to have an easy extraction and replacement of the filter, safely and quickly. LED lamps are not only incredibly bright but also energy efficient and optionally even UV lamps can be mounted, making this system perfect for painting and Conformal Coating of PCBs: This way the user will easily see parts that haven't been painted.



cod. 15447



cod. 14617

Code	15447	14617
Voltage	230V	230V
Measures	780x680x490h mm	1026x1000x660h mm
Measures while open	675x225mm	285x1000x650mm
IQ operating system	NO	YES
Air speed	0.4m/s	0.4m/s
Maximum air speed	0.6m/s	0.6m/s
Noise levels	<53dBA	<60dBA
Weight	65Kg	120Kg
Filter's efficiency	99.997%	99.997%
Certification	CE	CE
Applications: Soldering, Document archive, Museum restoration, Spray painting, Lab work		

Replacement filter for cod.15447	
HEPA filter code	16557 (main filter)
Prefilter code	16558

Replacement filter for cod. 14617	
HEPA filter code	18721 (main filter)
Prefilter code	18720

FUMES EXTRACTOR ACCESSORIES

For extraction systems there's a wide and complete array of accessories available. There are arms with various diametre such as 32 mm, 50 mm and 75 mm suited for every type of work, contact aspiration systems, mini-cabs and extraction trays. The range is complete with flexible tubes, "T" fittings, reducers, mounting clips and brackets for complete installations.



Code	Image	Description	Tube's length	Ø Nozzle
7636	1	Self supporting 32mm funnel extraction arm	750mm	75mm
8044	2	Self supporting 32mm extraction arm	750mm	30mm taglio 90°
7637	3	Self supporting 50mm funnel extraction arm	790mm	100mm
7872	4	Self supporting 50mm extraction arm	790mm	40mm taglio 90°
7638	5	Self supporting 50mm extraction arm with nozzle	790mm	150x25mm
8068	6	Self supporting 75mm funnel extraction arm	950mm	160mm
7933	7	Self supporting 75mm funnel extraction arm with bracket	950mm	1600mm
Code	Image	Description		Measures
7639	8	ESD-SAFE mini cab 50mm tube		350x200x120h mm
7640	9	Transparent mini cab 50mm tube		350x200x120h mm
8194	10	ESD-SAFE mini cab 75mm tube attachment		560x180x180h mm
8195	11	Transparent mini cab 75mm tube attachment		560x180x180h mm
7641	12	ESD-SAFE tray with underneath extraction 50mm tube attachment		360x310x75h mm
8095	13	ESD-SAFE tray with underneath extraction 75mm tube attachment		360x430x90h mm
7642	14	Anchoring kit 32/50mm for workbenches		
7643	15	Junction with hidden attaching point 32/50mm		
14800	16	Self supporting 50mm funnel extraction arm with LED	790mm	100mm

LASER FUMES EXTRACTION UNITS

The user of laser units, thanks to an efficient fumes extraction unit, will benefit of a toxins and particulates free enviroment. This type of units are suited for the following: laser engraving, laser soldering, laser coding, laser cutting and laser incisions.

A compact unit for small scale laser works such as engraving and incisions.

Code	15811
Voltage	230V
Measures	512x320x310h mm
Airflow / Pressure	180m³/hr / 30mbar
Noise level	<56dBA
Weight	21Kg
Certification	CE
COMBINED FILTER SPECIFICATIONS	
HEPA filter	Glass fibre
Filter housing	Zintec mild steel
Active coal treatment	7kg
Filter's efficiency	99.997% at 0.3micron
DEEP-PLEAT FILTER SPECIFICATIONS	
Surface	1,74m²
Filter material	Glass fibre
Filter's efficiency	F8 (95% at 0.9 micron)



cod. 15811

Replacement filter for 15811	
HEPA filter code	15314 (main filter)
Prefilter code	15315

Compact system for small scale industrial laser work.

Code	19557
Voltage	230V
Measures	770x375x420h mm
Airflow / Pressure	170m³/hr / 30mbar
Noise level	<60dBA
Weight	40Kg
Certification	CE
COMBINED FILTER SPECIFICATIONS	
HEPA filter	Glass fibre
Filter housing	Zintec mild steel
Active coal treatment	6,75kg
Filter's efficiency	99.997% at 0.3micron
DEEP-PLEAT FILTER SPECIFICATIONS	
Surface	6m²
Filter material	Glass fibre
Filter's efficiency	92% at 0.8 micron



cod. 19557

Replacement filters for 19557	
Combined filter code	15906 (main filter)
Prefilter code	15905



cod. 12200

LASER EXTRACTION FUMES 12240

Efficiently extracts fumes and potentially harmful particulate during laser marking, maintaining the work area free from dust. The system helps to protect tools by maintaining high quality standards and reducing contaminated production lots, therefore rejected products.



cod. 12240



The 12200 extraction unit for laser fumes has been designed to be an economical and compact solution. This extremely silent system is ideal for small and medium scale work.

Code	12200
Measures	230V
Voltage	570x380x380h mm
Material	Painted steel
Airflow / Pressure	180m³/hr / 30mbar
Noise level	<55dBA
Weight	40Kg
Certification	CE

COMBINED FILTER SPECIFICATIONS	
HEPA filter	Glass fibre
Filter housing	Zintec mild steel
Active coal treatment	9kg
Filter's efficiency	99.997% at 0.3micron

DEEP-PLEAT FILTER SPECIFICATIONS	
Surface	6m²
Filter material	Glass fibre
Filter's efficiency	F8 (95% at 0.9 micron)
Filter's efficiency	99.997% at 0.3micron

Replacement filters for 12200 and 12240	
HEPA filter code	11503 (main filter)
Prefilter code	11502

Code	12240
Measures	230V
Voltage	590x375x375h mm
Material	Steel; powder painted
Airflow / Pressure	380m³/hr / 96mbar
Noise level	<60dBA
Weight	40Kg
Certification	CE

COMBINED FILTER SPECIFICATIONS	
HEPA filter	Glass fibre
Filter housing	Zintec mild steel
Active coal treatment	9kg
Filter's efficiency	99.997% at 0.3micron

DEEP-PLEAT FILTER SPECIFICATIONS	
Surface	6m²
Filter material	Glass fibre
Filter's efficiency	F8 (95% at 0.9 micron)
Filter's efficiency	99.997% at 0.3micron

FUMES EXTRACTOR FOR LASER WORK

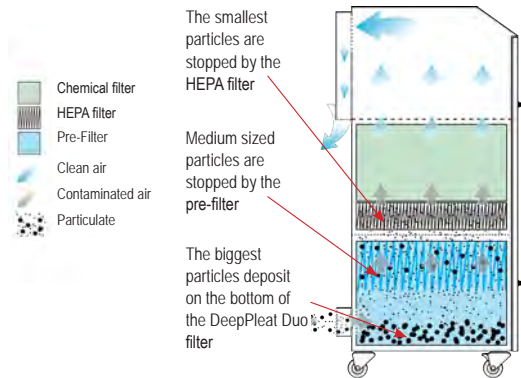
With Oracle extraction systems we offer a complete package inside one unit. The revolutionary "Auto-Voltage Sensing Pump" automatically adjusts its settings based on whatever power supply tension, while its reversed airflow technology prolongues filters' life. The "Closed Loop" system, Automatic flow control, allows the user to preset the correct airflow, maintaining lower noise levels than other similar products on the market, safeguarding more its users. All of this is thanks to notably bigger filters and prefilters (12m² of surface.)

The units shown here have the same technical specifications. The difference between them is the paintjob. The 16352 model is painted in black while the 13140 model is in stainless brushed steel.

Code	16352	13140
Paintjob	Steel; powder painted	Stainless brushed steel
Voltage	90-257V	
Measures	980x430x430h mm	
Airflow / Pressure	380m³/hr/ 96mbar	
Noise level	<60dBA	
Weight	65Kg	
Certification	CE	

COMBINED FILTER SPECIFICATIONS	
HEPA filter	Glass fibre
Filter housing	Zintec mild steel
Active coal treatment	9kgs
Filter's efficiency	99.997% a 0.3micron
DEEP-PLEAT FILTER SPECIFICATIONS	
Surface	12m²
Filter material	Glass fibre
Filter's efficiency	F8 (95% at 0.9 micron)

AIR CYCLE THROUGH THE FUMES EXTRACTION UNIT



cod. 16352

Replacement filters for 16352 and 13140	
HEPA filter code	12870 (main filter)
Prefilter code	12869



cod. 13140

HEAVYWEIGHT LASER FUMES EXTRACTOR UNIT

A system made for extraction of fumes and residues of laser marking, coding and incision. The extraction takes place through the mounted filter inside the system, powerful airflow and relative pressure generated. This combination is ideal for continued and heavy scale processes, where even gas residues are created. Fundamental feature is the extreme rapidity in replacing the filter, guaranteed by the EASY-GLIDE system patented by BOFA.

- Long filter life and low maintenance cost
- Patented system for filter replacement “EASY-GLIDE“

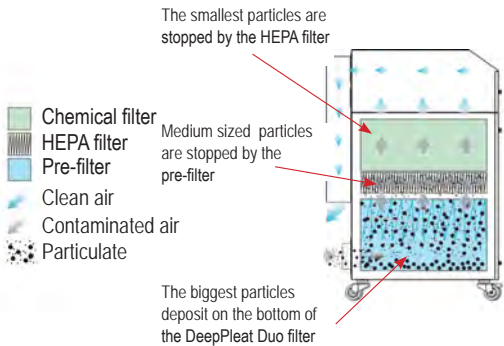


Code	13951
Measures	1197x600x790h mm
Material	Stainless brushed steel
Airflow /Pressure	850m³/hr - 100mbar
Noise level	<63dBA (at typical velocity) <58dBA (with silencers)
Weight	140Kg
Certification	CE

Code	16696
Measures	1197x600x790h mm
Material	Steel; powders painted
Airflow / Pressure	1350m³/hr - 100mbar
Noise level	<63dBA (at typical velocity)
Weight	145Kg
Certification	CE

Replacement filter for 13951 e 16696	
HEPA filter code	17533 (main filter)
Prefilter code	17532

AIR CYCLE THROUGH THE FUMES EXTRACTION UNIT



DEEPPLEAT FILTER SPECIFICATIONS	
Surface	30m²
Filter material	Glass fibre
Filter's efficiency	F8 (95% at 0.9 micron)
Filter housing	Zintec
COMBINED FILTER SPECIFICATIONS	
HEPA filter	Glass fibre
Surface	7.5m²
Filter housing	Zintec mild steel
Active coal treatment	34kgs
Filter efficiency	99.997% at 0.3micron

DUST AND PARTICLES EXTRACTION UNIT

This system has been developed to guarantee capturing even the smallest dust particles and sawdust, in various tasks such as cutting, contouring PCBs and CNC incisions. It uses extremely silent brushless motors that grant more than 30.000 hours of working continuity before simple ordinary maintenance is required. It is also equipped with a bag filter to collect dust, particles and sawdust.

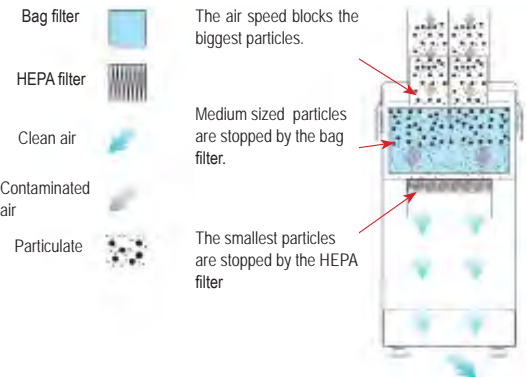
FEATURES:

- Full filter indicator
- Brushless motors
- Electronic speed control
- High efficiency (99.997% at 0.3 micron)
- High capacity filter bag
- Low maintenance costs

Code	15544
Voltage	230V
Measures	600x260x260h mm
Material	Steel; powder painted
Airflow / Pressure	400m³/hr/ 96mbar
Noise level	<66dBA
Weight	12,5Kg
Certification	CE
BAG FILTER SPECIFICATIONS	
Capacity	6.4 litres
Material	Polyesther
Efficiency	F8 (95% at 0.9 micron)
HEPA FILTER SPECIFICATIONS	
HEPA filter composition	Glass fibre
Material	Polyesther
Efficiency	99.997% at 0.3micron



AIR CYCLE THROUGH THE FUMES EXTRACTION UNIT



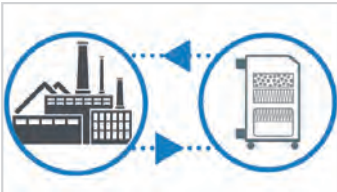
Replacement filter for 15544	
HEPA filter code	16318 (main filter)
Bag filter code	16317

BRAND NEW PRO OS

A new level of productivity unlocked with the brand new Pro OS : the new software platform has been designed for a seamless and user-friendly performance. These advanced features will allow you to increase efficiency levels like never before. Pro OS helps you to stay ahead of the competition with software updates and new enhancements to keep your units at maximum efficiency.

CONNECTED

This solution allows a two-way communication live data stream through an RJ45 port directly to the unit or to the company's network, allowing to centralise data from multiple systems.

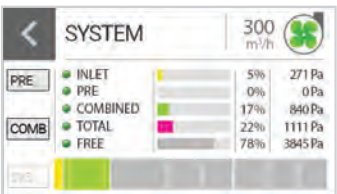
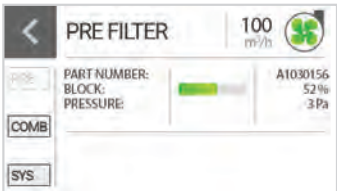


INTUITIVE

The brand new high resolution coloured display provides a user friendly and intuitive experience, allowing for easy navigation and faster access to data. The detailed system status provides real-time insights and usage. It can also detect blockages, allowing for optimal efficiency.

EFFICIENT

The renewed software is able to calculate filter life percentage in real time to help minimize downtime.



INFORMATIVE

The system continuously measures the pressure in your unit by giving real-time alerts for any issues with inlet and system pressure.

CUSTOMISABLE

Pro OS allows to customise alarm setting to your needs, ensuring smooth integration with your existing setup.





AD ORACLE Pro OS Connect

Code	22610
Voltage	100-230V
Measures	995x547x626h mm
Airflow / Pressure	100-380m³/hr/ 96mbar
Noise level	<70 dBA
Weight	71 Kg
Conformity	CE
COMBINED FILTER SPECS	
Surface	3m²
Filter efficiency	99.995% a 0.3 micron
DEEP-PLEAT FILTER SPECS	
Surface	12m²
Filter efficiency	F8 (50% a 0.3 micron)

AD 1000 Pro OS Connect

Code	22609
Voltage	115 e 230V
Measures	1205x625x805h mm
Air flow / Pressure	300-780m³/hr/ 60mbar
Noise level	<70 dBA
Weight	140 Kg
Conformity	CE
COMBINED FILTER SPECS	
Surface	7.5m²
Filter efficiency	99.995% at 0.3 micron
DEEP-PLEAT FILTER SPECS	
Surface	30m²
Filter efficiency	F8 (50% at 0.3 micron)



A NEW ERA OF CONNECTIVITY

INDUSTRY 4.0



Workstation with integrated HEPA fumes extractor unit

Maxder multi-use workstation combines the incredible load capacity of the KB EVO with the compact and flexible filtration unit designed for 2 users, guaranteeing you have everything you need at your disposal while taking fully advantage of the available space.

Kit components:

- KB EVO HIGH 2000 equipped with a perforated panel, tool holding bar and jointed tray
- Tavolo di lavoro KB EVO LOW 1500
- Two sets of 3-drawer units mounted under the workbenches
- Fumes extraction unit suited for two contemporary users, HEPA grade (99,997%) see page 189

Name	WORKSTATION WITH FUMES EXTRACTION UNIT
Code	22019
Worktop size	1500x850 + 2000x850mm
Shelf size	1500x350mm
Ground clearance	860mm
Accessories	Perforated panel with tool holding bar; Jointed tray; Chests of 3 drawers; HEPA grade fumes extraction unit for two users (cod.7579);

Screwing

ESD-SAFE brushless

screwing

208-211

Brushless screwing

208

Tools

212-213

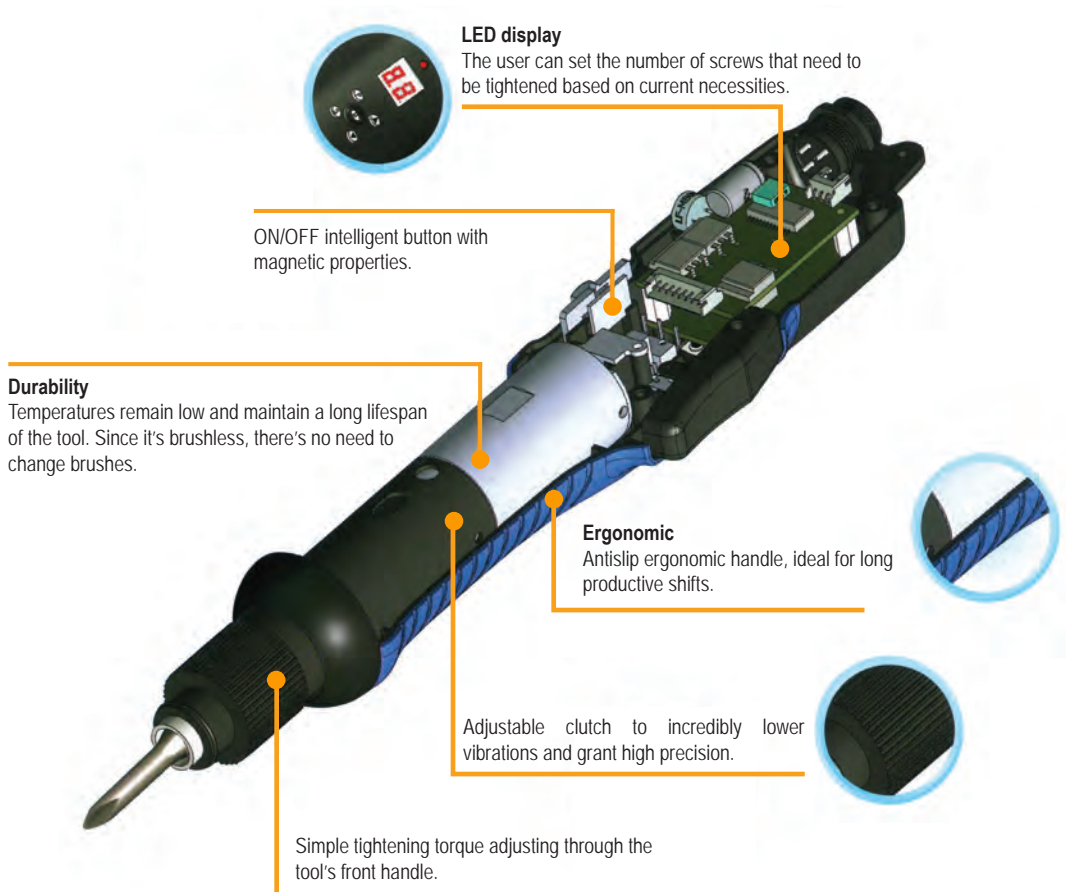
Pneumatic pliers

214



Features and benefits of using Brushless screwdrivers:


- Innovative design, brushless motor, low noise level and maintenance. They do not create carbon powder through wear.
- Available tightening torque from 1,5 kgf-cm up to 50 kgf-cm in small and medium sized tools with torque adjustments made at the user's discretion.
- LED display for counting completed tasks, proportionally programmable to predetermined workloads, ideal in automotive assembly lines, decreasing the amount of time needed and increasing precision.
- Easy to use, with counting tightened screws function, decreases production cost by time savings and to monitor the production line.
- Elegant and comfortable thanks to the ergonomic handle that grants maximum grip.
- Torque precision +/- 3%.





ESD-SAFE brushless screwdriver with Push to Start button


- Thanks to the brushless motor the screwdriver is durable and doesn't have any performance drop-off.
- Built with ESD-SAFE materials, suited for precise assembly like clocks, smartphones and hard-disks.

Code	19552
Tightening torque	0,20 ~ 0,98Nm
Rotating speed	700-1000 r.p.m
Weight	310gr
ESD-SAFE	YES 
Features	Power supply included



ESD-SAFE brushless screwdriver with lever

- Thanks to the brushless motor the screwdriver is durable and doesn't have any performance drop-off.
- Built with ESD-SAFE materials, suited for precise assembly like clocks, smartphones and hard-disks.


Code	20220
Tightening torque	0,10 ~ 0,98Nm
Rotating speed	700-1000 r.p.m
Weight	400gr
ESD-SAFE	YES 
Features	Power supply included





ESD-SAFE brushless screwdriver with lever

- Thanks to the brushless motor the screwdriver is durable and doesn't have any performance drop-off.
- Built with ESD-SAFE materials and CE certified, suited for work in an electronic lab or EPA.

Code	20219
Tightening torque	0,29 ~ 1,86Nm
Rotating speed	700-1000 r.p.m
Weight	540gr
ESD-SAFE	YES 
Features	Power supply included




Brushless pneumatic screwdriver with Push to Start button

- Handle in soft resin, ergonomic and balanced grip.
- The user can easily change the screwdriver tip.

Code	16999
Tightening torque	0,8 ~ 4,5Nm
Rotating speed	800 r.p.m
Weight	600gr
Air consumption	0,30m ³ /min
Noise level	72dBA

ESD-SAFE brushless screwdriver with lever


- Thanks to the brushless motor the screwdriver is durable and doesn't have any performance drop-off.
- Built with ESD-SAFE materials and CE certified, suited for work in an electronic lab or EPA.

Code	20461
Tightening torque	0,98 ~ 2,94Nm
Rotating speed	750-1000 r.p.m
Weight	800gr
ESD-SAFE	YES 
Features	Power supply included



ESD-SAFE brushless screwdriver with lever


- Thanks to the brushless motor the screwdriver is durable and doesn't have any drop-offs.
- Lightweight.
- Ergonomic handle

Code	20415
Tightening torque	0,15 ~ 1,18Nm
Rotating speed	700-1000 r.p.m
Weight	540gr
ESD-SAFE	YES 
Features	Power supply included



ESD-SAFE brushless screwdriver with lever

- Thanks to the brushless motor the screwdriver is durable and doesn't have any drop-offs.
- Lightweight.
- Ergonomic handle

Code	21173
Tightening torque	1,96 ~ 4,9 Nm
Rotating speed	750-1000 r.p.m
Weight	800gr
ESD-SAFE	YES 
Features	Power supply included





Cod.13890
Cod.14008

Torque measurers are easy tools to use, ideal for checking tightening torque of electric and pneumatic screwdrivers.

Code	14008	13890
Model	TM-015A	TM-150A
Tightening torque	0.15~10kgf-cm	1.5~150kgf-cm
Precision	+/- 0.5%	+/- 0.5%
Full charge autonomy	30~ hours	30~ hours
Connection	PC and USB printer	PC and USB printer
Measures	123x230x65mm	123x230x65mm
Weight	1.8Kg	1.9Kg



Automatic screws dispenser

- Complete with adjustable guide for screws from 1.0 up to 5.0mm.
- Adjustable vibration time, amplitude and delayed shutdown function.
- Multifunction single rail, takes in screws and guides them to the end point.

Code	13467
Screw's length	Up to 19mm (starting from the head)
Commutation adapter	DC15V
Power supply	AC100-240V
Capacity	200-220cc
Measures	182x126x147mm



Wired balancer the tool's weight won't be a problem to the user during the entire workshift.

Code	11733
Capacity	0,6 - 1,5kg
Cable's length	1,4mt
Cable's diametre	2,5mm
Weight	0,46kg



Workbench for screwing applications

Maxder's workbench suited for screwing applications has a wire balancer attached to the guide, helps the user to work without bearing the tool's weight, increasing comfort and productivity over the whole work shift.

Components kit:

- KB EVO HIGH 1500 ESD-SAFE workbench
- Electronic screwdriver (cod.20219)
- Wire balancer (cod.11733)

Name	KB EVO HIGH 1500 WORKBENCH FOR SCREWING APPLICATIONS
Code	19374
Worktop size	1500x850mm
Shelf size	1500x350mm
Ground clearance	860mm
Accessories	Guide for suspended tools; Wire balancer; LED ceiling light; 6 schuko power module



Pneumatic pliers

Code	11735
Blade length	126mm (B-S10)
Weight	80gr
Cut	Copper Ø 0.8mm, Steel Ø 0.5mm
Cutting power	27kg/cm ²

Replacement blade for pliers 11735

Code	11908
Blade length	126mm (B-S10)



Pneumatic pliers

Code	11740
Blade length	126mm (B-S20)
Weight	130gr
Cut	Copper Ø 1mm, Steel Ø 0.5mm, Plastic Ø 2mm
Cutting power	40kg/cm ²

Replacement blade for pliers 11740

Code	12070
Blade length	126mm (B-S20)



Pneumatic pliers

Code	11734
Blade length	126mm (B-S30)
Weight	200gr
Cut	Copper Ø 1.5mm, Steel Ø 1mm, Plastic Ø 4mm
Cutting power	60kg/cm ²

Replacement blade for pliers 11734

Code	13022
Blade length	126mm (B-S30)

Optical inspection

Stereomicroscopes

216

Trinocular microscopes

217

Lighting and cameras

218





Stereomicroscope without cables, ideal for amateurs and students. Lightweight and easy to transport, with LED lighting.

Code	19972
Head	Tilttable up to 45° and rotatable up to 360°; Binocular
Eyepieces	WF 10x/21
Diopter adjustment	Left eyepiece
Objective	Achromatic 2x-4x with anti-fungus treatment
Working distance	100mm
Illumination	Eco-LED with lighting adjustment



Binocular microscope with wireless stereozoom. 0,7x...4,5x and illuminator with Eco-LED technology.

Code	19973
Head	Tilttable up to 45° and rotatable up to 360°; Binocular
Eyepieces	WF 10x/21
Diopter adjustment	Both eyepieces
Objective	Achromatic parafoal 0,7x...4,5x with anti-fungus treatment
Working distance	100mm
Illumination	EcoLED with lighting adjustment



Trinocular microscope with wireless stereozoom. 0,7x...4,5x and illuminator with Eco-LED technology.

Code	19974
Head	Tilttable up to 45° and rotatable up to 360°; Trinocular
Eyepieces	WF 10x/21
Diopter adjustment	Both eyepieces
Objective	Achromatic parafoal 0,7x...4,5x with anti-fungus treatment
Working distance	100mm
Illumination	EcoLED with lighting adjustment

Stereomicroscope with stereozoom and extremely stable jointed support. Thanks to the support of the jointed and extendable structure it's suited for visual inspections of particularly big products. Vertical and horizontal movements are fluid and precise.

Code	20480
Head	Binocular, plastic and alluminium material, tiltable up to 45°, with a 360° rotation.
Diopter adjustment	Both eyepieces
Interpupillary distance	51-75mm
Stand	Overhang with a Ø32mm support
Maximum product size	400mm from the worktop
Eyepieces	10x zoom, with a 21mm field index
Objectives	Continuous zoom 0.7x... 4.5x, 6.43:1 zoom factor, Work distance: 85mm



Stereomicroscope with stereozoom and extremely stable jointed support. Thanks to the support of the jointed and extendable structure it's suited for visual inspections of particularly big products. Vertical and horizontal movements are fluid and precise.

Code	20375
Head	Trinocular, plastic and alluminium material, tiltable up to 45°, with a 360° rotation.
Diopter adjustment	on both eyepieces
Interpupillary distance	51-75mm
Stand	32mm
Maximum product size	400mm from the worktop
Eye pieces	10x zoom, with a 21mm field index
Objectives	Continuous zoom 0.7x... 4.5x; 6.43:1 zoom factor; work distance: 85mm





Ring LED lighting for 20480 and 20375 microscopes

Code	17851
Hue	Pure 6300°K white
Optical power	Luminous flow: 500 lumen lighting (at 10 cm distance), 6000 lux (on a 10cm diameter)
Optical power supply	Adjustment knob for various light intensity levels. External power supply, with integrated lighting controls. Input 100/240V AC 50/60 Hz; Output 12V DC 150mA
Accessories	Mounting ring on microscopes' head



The best value for money **camera for microscopes with a 3.1 MP resolution**. CMOS sensor and USB2.0 connection, recommended for all generic uses. Ready to use with direct connection to the eyepiece thanks to the C-mount.

Code	20559
Resolution	3.1MP
Connection	USB2.0



Professional FULL HD camera with 11'5 monito

5MP resolution, CMOS Sony sensor and HDMI/Wi-Fi connection. Doesn't need installation software and it's possible to take photos from the SD card when in HDMI mode. The camera is supplied with a FULL HD 11.5" tiltable screen. A wireless mouse and SD card are included.

Code	21098
Resolution	1920x1080 pixel
Image format	16/9
Frame rate (HDMI)	60 fps (1920x1080 HDMI) 25 fps (1920x1080 Wi-Fi)
Camera power supply	DC 12V 1A


Lamps & lenses

ESD-SAFE Lenses with LED lamps

Lenses with LED lamps


Lenses

220




They're a must-have in laboratories in order to do precision tasks: the lenses have an LED lighting ring with jointed arms with calibrated springs in order to ensure the lens at the correct focal distance.



Code	18109
Diametre	178mm
Magnification	3 diopters lens
Power	220-240V
Illumination	108 LED
Colour	Black
Features	Jointed arm, bracket for installation
ESD-SAFE	YES 

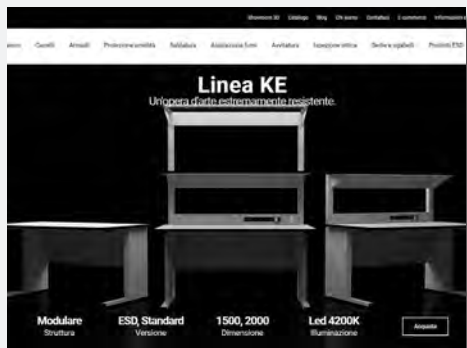


Code	20194
Diametre	127mm
Magnification	3 diopters lens
Power	220-240V
Illumination	56 LED
Colour	Black
Features	Jointed arm, bracket for installation
ESD-SAFE	YES 



Code	19190
Diametre	127mm
Magnification	3 diopter lens
Power	220-240V
Illumination	56 LED
Colour	White
Features	Jointed arm, bracket for installation

More info



Our website

Search the product code on our website, you'll have more info at your disposal and a technical sheet of your product of interest.

www.maxderbanchi.com



Newsletter

Stay up to date with all our offers and news, subscribe to our newsletter.

You can either scan this QR code, subscribe through our website or send an email to web@maxder.it.

acquistinretepa.it
Il Portale degli acquisti della Pubblica Amministrazione

We're on ACQUISTINRETEPA.IT

Search for our products on:

acquistinretepa.it

select filter **CODICE PRODOTTO**.

Otherwise search for "Maxder" at **PRODOTTO**.

www.acquistinretepa.it

Our company



Maxder Group S.r.l. is an established company specialised in production and installation of modular technical workbenches and distribution of products used by numerous companies in the electronic field. Present on the market since 1994, we've developed and realised ideas and products useful to improve and solve various needs. Thanks to the in depth knowledge, Maxder is in a position of privilege that guarantees one of the highest levels of quality appreciated by its customers. By collaborating with various chosen partner companies, each specialised in its own field, we're able to offer the best service with maximum elasticity of a small company and high technical affidability of producers with the highest technologically advanced tools: one of our strongest features.

MAXDER'S main objective is the never-ending search of even more innovative solution for our clients. Continuous product quality checks are a guarantee of an efficient service capable of always satisfying the most varied needs.

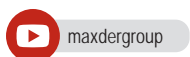


02 66 00 703



sell@maxder.it

Our operators are always active from 8:30 to 12:45 and from 13:30 to 17:15, don't hesitate to contact us for any doubt or question.





Visit our **Virtual Tour**



● FUME EXTRACTORS | SOLDERING UNITS | CHAIRS & STOOLS



MAXDER GROUP S.R.L.

Via Ludwig van Beethoven, 24
20092 Cinisello Balsamo (MI)
Telephone: 026600703
Email: sell@maxder.it
www.maxderbanchi.com